

Heracleum III Suspended

BERTJAN POT | POWERED THROUGH ELECTROSANDWICH® BY MARCEL WANDERS




Nature meets technology in Heracleum III Suspended by Bertjan Pot. This airy LED lamp is inspired by the flowering plant of the same name that can grow as high as 5 metres. The white leaves in Heracleum III Suspended ramify from one branch, creating a very technical, natural structure thanks to a technique of coating conductive layers called Electrosandwich by Marcel Wanders studio. Heracleum III Suspended comes in two sizes and four different colours. Compatible with our Wireless Wall Switch, for quick and easy dimming that gives you full control over the light output.

Detailing



The Heracleum III Suspended is powered by Electrosandwich, a coating of conductive layers on the branches that creates a clean silhouette.


Colours



Green



Copper



Nickel



White

Heracleum III Suspended / Large

Dimensions

98cm | 38.6"



65cm | 25.6"

Product

WIDTH 98cm | 38.6"

HEIGHT 65cm | 25.6"

DEPTH 98cm | 38.6"

DIAMETER 98cm | 38.6"

Packaging

WIDTH 103cm | 40.6"

HEIGHT 75cm | 29.5"

CUBAGE 0.8m³ | 28.1ft³

LENGTH 103cm | 40.6"

WEIGHT 10kg | 22.05lbs

Technical CCC

MATERIAL

Metal wire frame, polycarbonate lenses, ultra thin suspension wire

LIGHTSOURCE TYPE

LED

LIGHTSOURCE INCLUDED

Yes

NUMBER OF LIGHTSOURCES

63

INPUT VOLTAGE

120-250

FREQUENCY

50/60

MAX POWER CONSUMPTION

21W

LAMPHOLDER

LED (Solid state)

LIFETIME

50000 hours

CABLE COLOUR

Transparent with tinned cores

CABLE LENGTH

400cm | 157.5"; 1000cm | 393.7"

CANOPY

Pebble III Green Coated, ABS

CHROM X

0.46

CHROM Y

0.4

COLOUR TEMPERATURE

2600 K

CRI

91

LIGHT DIRECTION

All directions

LIGHT OUTPUT

1687 lm

DIMMING & LIGHTING CONTROL

DALI dt6, Push / Pulse dim on Line Voltage, Wireless Wall Switch

See last page for more information about the dimming possibilities.



Technical CE / cULus

MATERIAL

Metal wire frame, polycarbonate lenses, ultra thin suspension wire

LIGHTSOURCE TYPE

LED

LIGHTSOURCE INCLUDED

Yes

NUMBER OF LIGHTSOURCES

63

INPUT VOLTAGE

120-250

FREQUENCY

50/60

MAX POWER CONSUMPTION

21W

LAMPHOLDER

LED (Solid state)

LIFETIME

50000 hours

CABLE COLOUR

Transparent with tinned cores

CABLE LENGTH

400cm | 157.5"; 1000cm | 393.7"

CANOPY

Pebble III in matching color

CHROM X

0.46

CHROM Y

0.4

COLOUR TEMPERATURE

2600 K

CRI

91

LIGHT DIRECTION

All directions

LIGHT OUTPUT

1687 lm

DIMMING & LIGHTING CONTROL

DALI dt6, Push / Pulse dim on Line Voltage, Wireless Wall Switch

See last page for more information about the dimming possibilities.



Technical


MATERIAL

Metal wire frame, polycarbonate lenses, ultra thin suspension wire

Heracleum III Suspended / Small

Dimensions

72cm | 28.3"



Product

WIDTH 72cm | 28.3"
HEIGHT 53cm | 20.9"
DEPTH 72cm | 28.3"
DIAMETER 72cm | 28.3"

Packaging

WIDTH 85cm | 33.5"
HEIGHT 68cm | 26.8"
CUBAGE 0.49m³ | 17.35ft³
LENGTH 85cm | 33.5"
WEIGHT 8.5kg | 18.74lbs

Technical CCC

MATERIAL

Metal wire frame, polycarbonate lenses, ultra thin suspension wire

LIGHTSOURCE TYPE

LED

LIGHTSOURCE INCLUDED

Yes

NUMBER OF LIGHTSOURCES

45

INPUT VOLTAGE

120-250

FREQUENCY

50/60

MAX POWER CONSUMPTION

16W

LAMPHOLDER

LED (Solid state)

LIFETIME

50000 hours

CABLE COLOUR

Transparent with tinned cores

CABLE LENGTH

400cm | 157.5"; 1000cm | 393.7"

CANOPY

Pebble III in matching color

CHROM X

0.46

CHROM Y

0.4

COLOUR TEMPERATURE

2600 K

CRI

91

LIGHT DIRECTION

All directions

LIGHT OUTPUT

1180 lm

DIMMING & LIGHTING CONTROL

DALI dt6, Push / Pulse dim on Line Voltage, Wireless Wall Switch

See last page for more information about the dimming possibilities.



Technical CE / cULus

MATERIAL

Metal wire frame, polycarbonate lenses, ultra thin suspension wire

LIGHTSOURCE TYPE

LED

LIGHTSOURCE INCLUDED

Yes

NUMBER OF LIGHTSOURCES

45

INPUT VOLTAGE

120-250

FREQUENCY

50/60

MAX POWER CONSUMPTION

16W

LAMPHOLDER

LED (Solid state)

LIFETIME

50000 hours

CABLE COLOUR

Transparent with tinned cores

CABLE LENGTH

400cm | 157.5"; 1000cm | 393.7"

CANOPY

Pebble III Copper Coated, ABS

CHROM X

0.46

CHROM Y

0.4

COLOUR TEMPERATURE

2600 K

CRI

91

LIGHT DIRECTION

All directions

LIGHT OUTPUT

1180 lm

DIMMING & LIGHTING CONTROL

DALI dt6, Push / Pulse dim on Line Voltage, Wireless Wall Switch

See last page for more information about the dimming possibilities.



Dimming & Lighting Control

DALI dt6

The luminaire is dimmable by integrating it into a DALI network. This is an universal and professional standard in home automation systems with endless control possibilities and ease. We advise to hire a professional to integrate the luminaire into your DALI network.

Compatible models: Large CCC, Large CE, Large cULus, Small CCC, Small CE, Small cULus

Push / Pulse dim on Line Voltage

The luminaire is dimmable by using an external momentary switch or pushbutton switch. The switch is usually mounted on an existing wall socket. In some cases a Phase or Control wire needs to be added to your home's wiring. The switch should be suitable for use with line voltage and of the type 'normal off - momentary on'. The luminaire dims perfectly when the switch makes and holds contact. A short press switches between on and off.

Compatible models: Large CCC, Large CE, Large cULus, Small CCC, Small CE, Small cULus

Wireless Wall Switch

With our Wireless Wall Switch, you'll have full control over your Moooi lighting design with one touch. Our Wireless Wall Switch comprises two components, a wall switch and radio device to put in the canopy of your Moooi lighting design. The wall switch can be integrated in System 55 or Decora style wall switches. The Wireless Wall Switch communicates via Bluetooth with the radio device in the luminaires canopy. Within moments you can enjoy full and fluent dimming, all the way to dark.

Compatible models: Large CCC, Large CE, Large cULus, Small CCC, Small CE, Small cULus
