



KARMAN
REPUBLIC

KARMAN



THE SILENT FORCE

La natura si riprende i propri spazi, come certe piante che emergono sui marciapiedi o sulle vecchie mura.

Se non più molestate dall'incessante azione umana, dilagano.

Come in un contenzioso perenne, mai risolto, la natura è lì a sfidarci.

Una città, se improvvisamente abbandonata, dopo qualche decennio la ritroveremmo completamente invasa dagli elementi.

Scene che dovrebbero far riflettere, perché questo pianeta non appartiene soltanto a noi umani.

È un fenomeno che rappresenta un messaggio di speranza per il futuro e, nel contempo, lo stimolo per un maggior rispetto ed una maggior cura nei confronti dell'ambiente.

Nature is taking its spaces back, just as certain plants emerging on pavements or on old walls do.

If no longer harassed by incessant human action, they spread like wildfire.

As in a perennial dispute that is never resolved, nature is there to challenge us.





If a city were suddenly abandoned, it would find itself completely overrun in few decades.

Scenes that should give us food for thought, since this planet does not belong to us humans alone.

A phenomenon that holds a message of hope for the future, at the same time championing greater respect and more care for the environment.



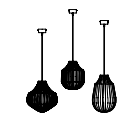


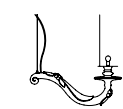
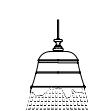
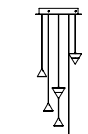
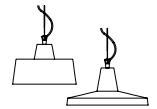






NOVITÀ
NEWS

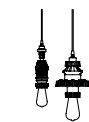
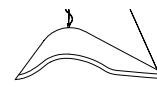


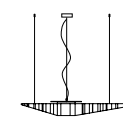
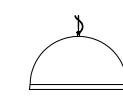

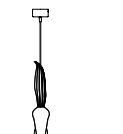
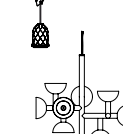
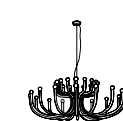
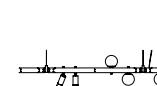
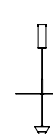

	LADY D	pag.	16
	AIRTEK ONE		36
	ATMOSPHERE		58
	TURN IT		76

SOSPENSIONI
PENDANT

	24 KARATI	pag.	100
	AIRTEK ONE		36
	ALÌ E BABÀ		102
	ALIBABABY		105
	ALIBABIG		106
	AU REVOIR		108
	BAG		110
	BIBENDUM		114
	BLACK OUT		118
	BRAILLE		122
	CAPODIMONTE		124
	CELL		126
	CERAUNAVOLTA		128


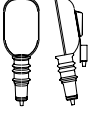


SOSPENSIONI
PENDANT

	CIRCUS	pag.	132
	CUPIDO		134
	DÉJÀ-VU		138
	DÉJÀ-VU NU		140
	DOMENICA		142
	FILOMENA		360
	GANGSTER		144
	GINGER		148
	GONZAGA		152
	KIMONO		156
	LADY D		16
	LEDA		328
	LE TRULLE		158

	MEK		160
	MOBY DICK		164
	MOONBLOOM		166
	NANDO		170
	NOTREDAME		174
	PLANCTON		176
	SAHARA		178
	SHERWOOD & ROBIN		182
	SIBILLA		186
	SNOOB		190
	STANT		338
	STRALUNATA		192
	TURN IT		76







SOSPENSIONI

PENDANT

	ULULÌ ULULÀ	pag.	196
	WORK IN PROGRESS		198
	WOW!		202
	CLOUD OF LIGHT - CLUSTER		206

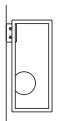



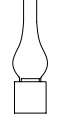









PLAFONIERE

CEILING LAMP

	AIRTEK ONE	pag.	36
	ATMOSPHERE		58
	BRAILLE		212
	EDEN COLLECTION		214
	NOTREDAME		216
	R.O.M.A.		218

APPLIQUE

WALL LAMP

	ABACHINA	pag.	224
	AGUA		226
	ALÌ E BABÀ		228
	ALIBABIG		230
	AMARCORD		232
	AMSTERDAM		234
	APRILE		236
	BRAILLE		238
	CAPODIMONTE		240
	CORRADO		242
	CUBANO		244
	DÉJÀ-VU		246
	DOMENICA		248
	EDEN COLLECTION		250



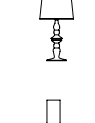
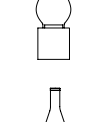
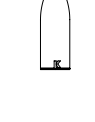



APPLIQUE

WALL LAMP

	FILOMENA	pag.	372
	MARNÌN		252
	MOVIDA		254
	NANDO		258
	NOTREDAME		260
	STANT		358
	TI VEDO		264
	TURN IT		76
	UGO RILLA		266
	UMARELL		270
	VA-LENTINA		272
	WORK IN PROGRESS		274


TAVOLO


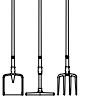

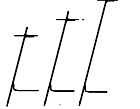
TABLE LAMP

	AGUA	pag.	278
	ALÌ E BABÀ		280
	ALIBABABY		280
	AMARCORD		282
	BACCO		284
	BAG		288
	BRAILLE		290
	TI VEDO		292


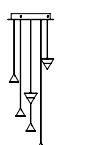

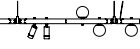
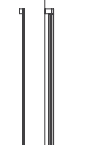
PIANTANE - TERRA

FLOOR LAMP

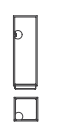













	ABACHINA	pag.	296
	ACCIPICCHIO		298
	ALIBABIG		302
	ALÌ E BABÀ		304
	ATMOSPHERE		58
	BAG		306
	BLACK OUT		308
	CELL		310
	CUPIDO		314
	DON'T TOUCH		316
	FILOMENA		374
	FIREMAN		318
	LADY D		16




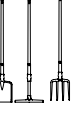

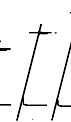
	LEDA	pag.	330
	TOBIA		320
	ULULÌ ULULÀ		322
	XANA		324

SISTEMI

	AIRTEK ONE	pag.	36
	FILOMENA		360
	LEDA		328
	STANT		338
	TURN IT		76

OUTDOOR

	ABACHINA	pag.	380
	AGUA		386
	ALIBABIG		388
	ATMOSPHERE		58
	BLACK OUT		394
	CELL		396
	DON'T TOUCH		400
	GINGER		404
	GONZAGA		406
	KIMONO		408
	LADY D		16
	LEDA		412
	MOBY DICK		416
	MOVIDA		418

	NILO		420
	PLANCTON		426
	POIS		428
	TOBIA		432
	ULULÌ ULULÀ		434
	XANA		436

DESIGNERS



EDMONDO TESTAGUZZA

"Questo lavoro è la mia grande passione: mi ha dato l'opportunità di ricercare affinché potessi creare la suggestione attraverso l'uso delle forme, della materia e della divina luce.

Penso al bello come fine ultimo perché solo la sana bellezza mi appaga totalmente.

Ho conosciuto persone appassionate che hanno condiviso con me parte di questo percorso.

Persone dalle quali ho appreso molto.

Forse è questo il dono più grande."

"My work is my passion. It's given me the opportunity to study and create inspiration from form, matter, and divine light.

I see beauty as the end goal because only beauty that does good satisfies me.

I've met passionate people who've joined me on this journey.

People from whom I've learned a lot.

Perhaps they are my greatest gift."

MATTEO UGOLINI

"Ogni mio progetto di luce vuole essere un racconto che non ha bisogno di essere narrato con parole. Osservandolo deve fare riemergere un ricordo, un'emozione, anche se diversa dalla mia.

La mente non crea nulla che non sia stato vissuto. E' uno scrigno che racchiude forme, colori, esperienze visive fatte nel corso della propria esistenza. E le mie creazioni non sono altro che specchio delle mie."

"Every single lighting project hopes to tell a story without words. Admiring my designs should trigger a memory or an emotion, even if different from my own.

The mind does not create anything that it has not already experienced. It is a treasure-chest of shapes, colours, and visual experiences collected throughout its existence. And my creations are nothing more than a mirror of mine."



PAOLA NAVONE

"La magia della luce e la trasparenza del vetro, la sua essenza naturale e la sua storia millenaria. Quando contiene la luce il vetro si anima, diventa espressivo, raccontando in modi sempre diversi la sua cangiante bellezza."

"The magic of light and the transparency of glass, its natural essence and its age-old history. When gifted light, glass comes alive and becomes expressive, exuding its iridescent beauty in infinite ways."



©Giovanni Gastel



LUCA DE BONA & DARIO DE MEO

"Ci piace da sempre definire il nostro metodo progettuale come un Hic et nunc. Questa locuzione latina rappresenta appieno il nostro approccio che non segue regole precise, ma è figlio del momento, rispecchia uno stato d'animo, la condizione sociale, l'attualità del presente inteso come fotogramma istantaneo, tensione al futuro e nostalgia del passato."

"We like to define our method as hic et nunc. This Latin phrase encapsulates our approach. We don't follow a strict set of rules; our approach is a product of its time. It reflects a state of mind, a social condition, and the present moment understood as a snapshot in time, a push towards the future, and the pull of nostalgia."



MARC SADLER

"La progettazione nel settore dell'illuminotecnica è al top quando mi è permesso dare riconoscibilità estetica alla luce senza dimenticare la razionalità intrinseca dei prodotti, che devono essere efficienti in funzione e belli anche quando spenti. Per arrivarci serve un tandem di professionalità, divertente ed efficace allo stesso tempo."

"The lighting sector is at its best when it allows me to inject aesthetic identifiability into my designs without forgetting the importance of intrinsic rationality. The products we design must be functional and beautiful, even when switched off. Achieving this balance requires professionalism that is both fun and functional at the same time."



BALDESSARI E BALDESSARI

"Ci piace un design sobrio, non "chiassoso", se ci riesce "elegante", che duri nel tempo. Ci piace esprimerci con materiali naturali che coniugano la tradizione con la contemporaneità, tenendo alta la nostra curiosità, per cercare di tessere un filo continuo che ci permetta più sguardi possibili."

"We prefer understated design over "noise". Design should be "elegant" and stand the test of time. We like to express ourselves with natural materials that combine tradition and modernity, piquing our interest, in an attempt to weave an uninterrupted thread that gifts us as many glances as possible."



GIORGIO BISCARO

Un allievo domandò al suo maestro: "Come posso diventare un bravo designer?"

Lui rispose: "Quanto è comoda una sedia quando nessuno vi è seduto?"

A student asked his Master "How can I become a good designer?"

The Master answered "How much comfortable a chair is, when no one is seated on it?"



ROCCO ESTE

La luce incontrando le tenebre, parafrasando Goethe, genera colori. La luce, in tutte le sue connotazioni, ci circonda. Penso sia la cosa più naturale dedicarle il mio lavoro, la mia arte. La luce, innanzitutto, merita rispetto. Voglio che essa sia la vera protagonista nella sua semplicità. Plasmare e donare la linearità e la pulizia che le appartengono. La luce diventa, finalmente, parte integrante dell'architettura. Pilastro di ogni nostra creazione.

To paraphrase Goethe, by meeting darkness, light produces colour. Light in all its forms is all around us. I think it is the most natural thing in the world to dedicate my work, my art, to light. First and foremost, light deserves respect. I want it to be the true focal point, in all its simplicity. To mould it and give it the linearity and cleanness that belong to it. Finally, light has become an integral part of architecture. A mainstay of everything we create.



STEFANO BIZZARRI & CLAUDIO CINTI

"Parliamo di "ispirazione olistica", per cui ogni nostro progetto è identificato come unità multidimensionale, come fusione dei sistemi di riferimento: passato, presente e futuro, ovvero sintesi perfetta di esperienza e vissuto, di ricerca e sperimentazione, unite ad una predisposizione all'innovazione. Il progetto come un unicuum, come un intero che racchiude l'essenza del tempo."

"We focus on holistic inspiration. All of our projects are intended as multi-dimensional units, as the coming together of different points of reference from the past, present, and future. Our projects are the perfect combination of experience, research, innovation, and a life lived. Our designs are unique and encapsulate the essence of time. "

LADY D

design matteo ugolini



Lady D

design matteo ugolini

Materiale anticonformista che preserva l'eleganza e la classe di un lampadario di cristallo, così come la principessa del Galles, di alto lignaggio ma dai modi semplici e sinceri.

La forma del diffusore è un corpo di vetroresina bianca che esalta la silhouette della collezione da cui nella versione sospensione pendono gocce di cristallo.

La versione da terra non ha i pendagli in cristallo e si sposta grazie ad un anello sulla cima del diffusore.

A hanging lamp in a unconventional material that retains all the elegance and class of a crystal chandelier, just like the Princess of Wales, of high lineage but with a simple, sincere demeanour.

The white fiberglass diffuser shape enhances the collection silhouette from which crystal drops hang in the pendant version.

The floor version, without the crystal drops, can be moved thanks to a ring on the top of the diffuser.

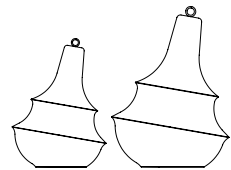




Struttura in vetroresina bianca opaca
Structure in matt white fiberglass

HP304PBINT
cm Ø47 H66

HP304GBINT
cm Ø65 H89



lampada da terra / floor lamp
lx max 18W E27

Versioni disponibili: SOSPENSIONE / TERRA / OUTDOOR
Available versions: PENDANT / FLOOR / OUTDOOR



LADY D
design
matteo ugolini

LADY D
design
matteo ugolini




Struttura in vetroresina bianca opaca
Structure in matt white fiberglass

SE304PBINT
cm Ø48 H78

SE304GBINT
cm Ø66 H107

sospensione/pendant
lx max 18W E27





LADY D
design
matteo ugolini

LADY D

design
matteo ugolini

Struttura in vetroresina bianca opaca
Structure in matt white fiberglass

SE304PBINT
cm Ø48 H78


SE304GBINT
cm Ø66 H107

sospensione/pendant
lx max 18W E27





LADY D
design
matteo ugolini



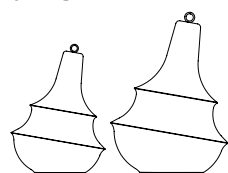


Struttura in vetroresina bianca opaca
Structure in matt white fiberglass

HP304PBEXT
cm Ø47 H66

HP304GBEXT
cm Ø65 H89

Lampada da terra / floor lamp
1x max 18W E27
IP55



Struttura in vetroresina bianca opaca
Structure in matt white fiberglass

SE304PBEXT
cm Ø48 H78

SE304GBEXT
cm Ø66 H107

sospensione/pendant
1x max 18W E27
IP55



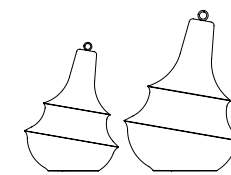
LADY D
design
matteo ugolini



Struttura in vetroresina bianca opaca
Structure in matt white fiberglass

HP304PBEXT
cm Ø47 H66

HP304GBEXT
cm Ø65 H89



Lampada da terra / floor lamp
lx max 18W E27
IP55



LADY D
design
matteo ugolini

AIRTEK ONE

design edmondo testaguzza



Airtek One

design edmondo testaguzza

Dopo Stant, prosegue la mia personale ricerca finalizzata alla definizione di una dimensione poetica, nel contesto delle tecnologie dei sistemi d'illuminazione: la bellezza insita nella meccanica della macchina strutturale e la sottile tensione che si avverte lungo i filanti e brillanti profili in alluminio ne sono dimostrazione.

È un'estetica del costruire per pura sottrazione.

L'idea di una luce liberata da vincoli di ogni sorta: pura, essenziale, estremamente funzionale, in grado di articolarsi liberamente nello spazio.

After Stant, my personal research aimed at defining a poetic dimension continues, in the context of light system technologies: the beauty inherent in the mechanics of the structural machine and the subtle tension perceivable along the wires and the shiny aluminum profiles are proof of this.

It is an aesthetic of construction by pure subtraction.

The idea of a light freed from all kinds of constraints: pure, essential, extremely functional, and able to articulate itself freely in the space.



Faretto in alluminio anodizzato semi-lucido o nero opaco
Spotlight in semi-glossy or matt black aluminum



AC303T3F19 (semi- lucido - semi glossy)
AC303N3F19 (nero opaco - matt black)
3x3 cm h 12,5 cm

24v 2,9W 351 lumen CRI>90
Angolo di apertura / beam 19°
non dimmerabile - not dimmable



AIRTEK ONE

design
edmondo testaguzza



AIRTEK ONE

design
edmondo testaguzza



Struttura in alluminio anodizzato semi-lucido o nero opaco
Structure in semi-glossy or matt black anodised aluminum

Possibilità di creare composizioni custom.
Available as custom compositions.

17W/m 2000 Lumen/m, 3000K, CRI>90

Faretti disponibili in alluminio anodizzato semi-lucido o nero opaco
Available spotlight in semi-glossy or matt black aluminum

Versioni disponibili: SOSPENSIONE / SOFFITTO
Available versions: PENDANT / CEILING




AIRTEK ONE
design
edmondo testaguzza





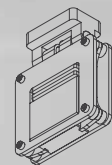
AIRTEK ONE
design
edmondo testaguzza





Faretto in alluminio anodizzato semi-lucido o nero opaco
 Spotlight in semi-glossy or matt black aluminum

AC303T2F40 (semi-lucido - semi glossy)
AC303N2F40 (nero opaco - matt black)
 8x2,5 cm h 10 cm



24v 4,4W 523 lumen CRI>90
 Angolo di apertura / beam 40°
 Angoli di apertura disponibili / available beam 6° - 25°
 non dimmerabile - not dimmable

AIRTEK ONE
 design
 edmondo testaguzza





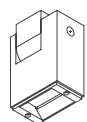


AIRTEK ONE
design
edmondo testaguzza



Faretto in alluminio anodizzato semi-lucido o nero opaco
 Spotlight in semi-glossy or matt black aluminum

AC3031F40 (semi-lucido - semi glossy)
AC303N1F40 (nero opaco - matt black)
 3x5 cm h 8 cm




24v 3W 373 lumen CRI>90
 Angolo di apertura / beam 40°
 Angoli di apertura disponibili / available beam 6° - 25°
 non dimmerabile - not dimmable





AIRTEK ONE
design
edmondo testaguzza



ATMOSPHERE

design matteo ugolini

NEWS



Atmosphere

design matteo ugolini

A OGNI SINGOLO FILO D'ERBA
È DESTINATA ALMENO UNA GOCCIA DI RUGIADA.

(PROVERBIO CINESE)

Un filo d'erba con una goccia di rugiada, una sfera riflettente in perfetto equilibrio sulla sommità.

Il filo d'erba oscilla al vento, ma la goccia resta al suo posto: questa l'ispirazione di Matteo Ugolini per la lampada outdoor/indoor da terra "Atmosphere", semplicemente soffermandosi a osservare i fenomeni della natura.

FOR EACH BLADE OF GRASS
THERE IS AT LEAST ONE DROP OF DEW.

(CHINESE PROVERB)

A blade of grass with a drop of dew, a reflective sphere perfectly balanced on the top.

The blade of grass sways in the wind, but the dewdrop remains in place. This is Matteo Ugolini's inspiration for the "Atmosphere" outdoor/indoor floor lamp: simply stopping to watch the wonders of nature.

The blade of grass, of different heights, is a knurled metal bar painted white, resting on a square metal base, while the dewdrop is a luminous spherical element in PVC.



ATMOSPHERE

design
matteo ugolini

Struttura in fibra di vetro nero opaco e sfera in PMMA, basamento in acciaio inossidabile.
Structure in matt black glass fiber and PMMA sphere, stainless steel base

HP302ANINT
h 350 cm Ø 40 cm

HP302BNINT
h 260 cm Ø 40 cm

HP302CNINT
h 178 cm Ø 30 cm

lampada terra
floor lamp
1X MAX 18W E27



ATMOSPHERE

design
mario ugolini

ATMOSPHERE

design
matteo ugolini




Struttura in fibra di vetro
bianco opaco e sfera in
PMMA, basamento in
acciaio
Structure in matt white
glass fiber, sphere in
PMMA, steel basement

HP302ABINT
h 350 cm Ø 40 cm

HP302BBINT
h 260 cm Ø 40 cm

HP302CBINT
h 178 cm Ø 30 cm


lampada terra
floor lamp
1X MAX 18W E27





ATMOSPHERE

design
matteo ugolini



Struttura in fibra di vetro
e sfera in PMMA.
*Structure in glass fiber
and PMMA sphere.*

PL302CBEXT (bianco opaco/matt white)
PL302CNEXT (nero opaco/matt black)
h 178 cm
1X MAX 18W E27
IP 44

Versioni disponibili:
TERRA / SOFFITTO / OUTDOOR
Available versions:
FLOOR / CEILING / OUTDOOR





ATMOSPHERE
design matteo ugolini

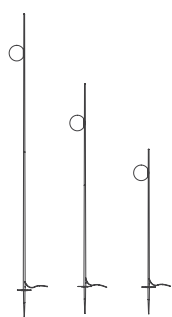
Struttura in fibra di vetro bianco opaco e sfera in PMMA
Structure in matt white glass fiber and PMMA sphere

HP302DBEXT
h 355 cm

HP302EBEXT
h 260 cm

HP302FBEXT
h 178 cm

1X MAX 18W E27
picchetto / stake
IP55

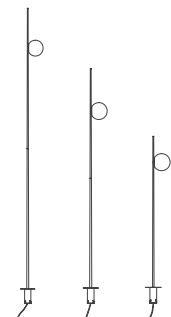


HP302GBEXT
h 355 cm

HP302HBEXT
h 260 cm


HP302LBEXT
h 178 cm


1X MAX 18W E27
attacco a terra
ground fastening
IP55



ATMOSPHERE

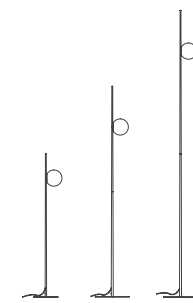
design
matteo ugolini





ATMOSPHERE

design
matteo ugolini



Struttura in fibra di vetro e sfera in PMMA, basamento in acciaio
structure in glass fiber, sphere in PMMA, steel basement

HP302ABEXT (bianco opaco/matt white)
HP302ANEXT (nero opaco/matt black)
h 355 cm Ø 40 cm

HP302BBEXT (bianco opaco/matt white)
HP302BNEXT (nero opaco/matt black)
h 260 cm Ø 40 cm

HP302CBEXT (bianco opaco/matt white)
HP302CNEXT (nero opaco/matt black)
h 178 cm Ø 30 cm

IX MAX 18W E27
IP55





ATMOSPHERE

design
matteo ugolini

ATMOSPHERE

design
matteo ugolini



ATMOSPHERE

design
matteo ugolini

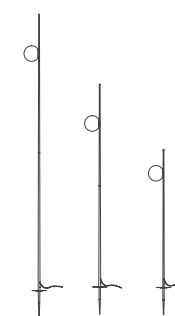
Struttura in fibra di vetro nero opaco e sfera in PMMA
Structure in matt black glass fiber and PMMA sphere

HP302DNEXT
h 355 cm

HP302ENEXT
h 260 cm

HP302FNEXT
h 178 cm

1X MAX 18W E27
picchetto / stake
IP55

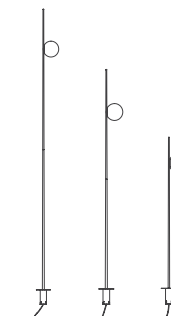


HP302GNEXT
h 355 cm

HP302HNEXT
h 260 cm

HP302LNEXT
h 178 cm

1X MAX 18W E27
attacco a terra /
ground fastening
IP55



TURN IT

design rocco este

E' la luce la sola protagonista della collezione Turn it, per favorire la massima integrazione della luce nell'architettura e nello spazio.

Una lama affilata, una linea unificante.

Un raggio sospeso a legare le pareti in un connubio.

Ogni profilo porta e avvolge la lineare barra luminosa strip led. Grazie a un meccanismo semplice e intuitivo, la barra, ruotando sue due perni alle estremità nella versione a parete, disegna differenti configurazioni di luce, diretta o riflessa, nello spazio.

Light is the only protagonist of the Turn It collection, promoting a seamless integration of light in architecture and space.

A sharp blade, a joining line. A suspended beam, bonding the walls.

Every profile carries and surrounds the strip LED linear light bar. With a simple, intuitive mechanism, the bar rotates onto two end pivots, in the wall-mounted version, and draws different direct or reflected light configurations in the surrounding space.





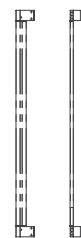
TURN IT
design
rocco este



Struttura in alluminio verniciato nero o bianco opaco
Matt black or matt white painted aluminum structure

Versioni disponibili: SOSPENSIONE / PARETE
Available versions: PENDANT / WALL

AP305B1INT (bianco/white)
AP305N1INT (nero/black)
 applique / wall lamp
 L. 150cm - 21W 2475 lumen
 CRI>90



TURN IT
 design
 rocco este



Un elemento continuo, singolo o modulare, orizzontale o verticale.
La struttura a sospensione è modulare e componibile secondo varie combinazioni grazie a giunti angolari e lineari, oltre la possibilità di inserire faretti dal basso, grazie a un sistema a scorrimento, all'interno del profilo.

Con più elementi di Turn It si possono creare innumerevoli configurazioni per ogni esigenza progettuale.

A continuous, single or modular, horizontal or vertical element.

The suspension structure is modular and can be composed according to different combinations, with angle or linear joints. Also, floodlights can be added, through a sliding system inside the profile.

Different Turn It elements can be combined to create endless combinations, for any interior design project.



TURN IT

design
rocco este

TURN IT

design
rocco este

Struttura componibile in alluminio verniciato
nero o bianco opaco
*Modular structure in paint matt black
or white aluminum*


14W/m 1650 lumen/m
3000K 24V CRI>90

Faretti disponibili in alluminio verniciato nero
o bianco opaco
*Available spotlight in matt black or matt
white aluminum*





TURN IT
design
rocco este





TURN IT
design
rocco este





TURN IT
design
rocco este

NEWS



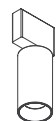
TURN IT
design
rocco este





Faretto in alluminio verniciato nero o bianco opaco
Spotlight in white or matt black painted aluminum

AC305BBF50 (bianco opaco - *matt white*)
AC305NNF50 (nero opaco - *matt black*)
 Ø3 cm h 10 cm



24v 4,5W 400 lumen CRI>93
 Angolo di apertura / *beam* 50°
 Angoli di apertura disponibili / *available beam* 36°
 non dimmerabile - *not dimmable*


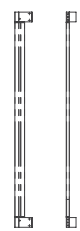




Struttura in alluminio verniciato nero o bianco opaco
Matt black or matt white painted aluminum structure

AP305B2INT (bianco opaco/matt white)
AP305N2INT (nero opaco/matt black)
 applique / wall lamp

L. 200cm - 28W 3300 lumen
 CRI>90



RENE

THIN

Sospensione

24 KARATI

design matteo ugolini



Struttura in vetro trasparente.
Structure in clear glass.



SE104 1G INT
(paglierino/pale yellow)
SE104 1F INT (fumé/smoked)
sospensione / pendant
cm 38x24 h. 54
1 x max 70W E27



SE113 1G INT
(paglierino/pale yellow)
SE113 1F INT (fumé/smoked)
sospensione / pendant
cm ø 28 p. 16
1 x max 70W E27



ALÈ BABÀ

design matteo ugolini



ALÌ E BABÀ

design
matteo ugolini

Struttura in ceramica bianca lucida e paralume in lino bianco.
Structure in glossy white ceramic and shade in white linen.



SE623BS
sospensione / pendant
cm Ø 25 h 65
1 x max 52W E27



SE619BS
sospensione / pendant
cm Ø 35 h 95
1 x max 70W E27



SE622BS
sospensione / pendant
cm Ø 30 h 65
1 x max 52W E27



SE618BS
sospensione / pendant
cm Ø 50 h 78
1 x max 70W E27

Versioni disponibili:
APPLIQUE / SOSPENSIONE / PIANTANA
TERRA / TAVOLO / OUTDOOR
Available versions:
WALL LAMP / PENDANT / FLOOR LAMP /
TABLE LAMP / OUTDOOR



ALIBABABY

design matteo ugolini

Struttura e paralume in ceramica bianca lucida.
Structure and shade in glossy white ceramic.



SE1017BC
sospensione / pendant
cm Ø 16 h 44
1 x max 52W E27

Versioni disponibili: SOSPENSIONE / TAVOLO
Available versions: PENDANT / TABLE LAMP

ALIBABIG

design matteo ugolini



Struttura in vetroresina.
Structure in fiberglass.



SE617V-INT
sospensione / pendant
cm ø 40 h. 110
1 x max 105W (sotto/down) + 1 x 42W (sopra/up) E27



SE616V-INT
sospensione / pendant
cm ø 50 h. 110
1 x max 105W (sotto/down) + 1 x 42W (sopra/up) E27


Versioni disponibili: APPLIQUE / SOSPENSIONE / PIANTANA TERRA / OUTDOOR
Available versions: WALL LAMP / PENDANT / FLOOR LAMP / OUTDOOR

AU REVOIR

design matteo ugolini



SE110 AB INT
sospensione / pendant
cm 122 h. 190
11 x max 42W E14



SE110 BB INT
sospensione / pendant
cm 122 h. 190
5 x max 42W E14

Struttura in vetro bianco opalino incamiciato, componibile.
Structure in white opal glass in triple layer modular.

BAG

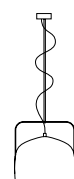
design baldessari e baldessari



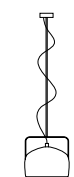


BAG
design
baldessari e baldessari

Struttura in ceramica liscia lucida e
manico in metallo verniciato grigio.
*Structure in smooth glossy ceramic
and handle in grey metal.*

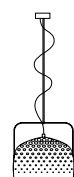


SE154 AB INT (bianca/white)
SE154 AR INT (bronzo/bronze)
sospensione
pendant
cm Ø32 x h 32
1 x max 77W E27

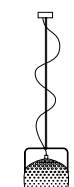


SE154 CB INT (bianca/white)
SE154 CR INT (bronzo/bronze)
sospensione
pendant
cm Ø21 x h 20
1 x max 53W E27

Struttura in ceramica lucida con texture
e manico in metallo verniciato grigio.
*Structure in glossy ceramic with texture
and handle in grey metal.*



SE154 BB INT (bianca/white)
SE154 BR INT (bronzo/bronze)
sospensione
pendant
cm Ø32 x h 32
1 x max 77W E27



SE154 DB INT (bianca/white)
SE154 DR INT (bronzo/bronze)
sospensione
pendant
cm Ø21 x h 20
1 x max 53W E27

Versioni disponibili:
SOSPENSIONE / TAVOLO / PIANTANA TERRA
Available versions:
PENDANT / TABLE LAMP / FLOOR LAMP



BIBENDUM



D U M

Bibendum

design paola navone

Bibendum è una piccola magia luminosa. La magia che accade quando da una tradizione artigianale prende vita un oggetto inaspettato e divertente, capace di rendere un po' speciale la vita di ogni giorno.

Bibendum is a trick of lighting magic – the magic that happens when a handcrafted tradition gives rise to an unexpected, fun object, capable of making everyday life a little bit special.

BIBENDUM

design
paola navone



Diffusore in vetro.
Shade in glass.



SE198 AV INT (trasparente/clear) 2700K
SE198 AE INT (bianco/white) 2700K
SE198 AT INT (trasparente/clear) 3000K
SE198 AD INT (bianco/white) 3000K
sospensione / pendant
cm Ø15 h 18
LED 1x5W 500 lumen, CRI ≥ 80



SE198 CV INT (trasparente/clear) 2700K
SE198 CE INT (bianco/white) 2700K
SE198 CT INT (trasparente/clear) 3000K
SE198 CD INT (bianco/white) 3000K
sospensione / pendant
cm Ø30 h 35
LED 1x17W 1700 lumen, CRI ≥ 80



SE198 BV INT (trasparente/clear) 2700K
SE198 BE INT (bianco/white) 2700K
SE198 BT INT (trasparente/clear) 3000K
SE198 BD INT (bianco/white) 3000K
sospensione / pendant
cm Ø35 h 25
LED 1x17W 1700 lumen, CRI ≥ 80

BLACK OUT

design matteo ugolini





BLACK OUT

design matteo ugolini

Struttura in filamento di vetroresina.
Structure in painted fiberglass.



SE101 1B INT (bianco/white)
SE101 1N INT (nera opaca/matt black)
sospensione / pendant
cm ø 35 h. 40
1 x max 53W E27



SE101 2B INT (bianco/white)
SE101 2N INT (nera opaca/matt black)
sospensione / pendant
cm ø 50 h. 60
3 x max 53W E27

portacandele in ceramica
ceramic candle-holder



AC101 1B INT (bianco/white)
AC101 1N INT (nero/black)

Versioni disponibili: SOSPENSIONE / PIANTANA TERRA / OUTDOOR
Available versions: PENDANT / FLOOR LAMP / OUTDOOR

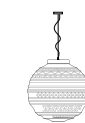


BRAILLE

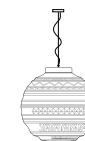
design matteo ugolini



Struttura in vetro bianco satinato.
Structure in white frosted glass.



SE144 1B INT
sospensione / pendant
cm Ø25 x h.25
1 x max 46W, E14



SE144 2B INT
sospensione / pendant
cm Ø40 x h.38
1 x max 105W, E27

Versioni disponibili: TAVOLO / SOSPENSIONE / PLAFONIERA
Available versions: TABLE LAMP / PENDANT / CEILING LAMP

CAPODIMONTE

design matteo ugolini



Struttura in ceramica bianca.
Structure in white ceramic.

SE129 1B INT
sospensione
pendant
cm h. 26 ø 6
1 x max 20W GU10


Versioni disponibili: APPLIQUE / SOSPENSIONE
Available versions: WALL LAMP / PENDANT



SOSPENSIONI | PENDANT

CELL

design matteo ugolini



Struttura in filo metallico, paralume in lino bianco.
Structure in metallic thread, shade in white linen.

SE614B (bianco/white)
SE614 CM INT (bronzo/bronze)
sospensione / pendant
cm Ø 36 h. 58 + h. 29
1 x max 42W E27



SE615B (bianco/white)
SE615 DM INT (bronzo/bronze)
sospensione / pendant
cm Ø 55 h. 88 + h. 41
1 x max 52W E27



SE612B (bianco/white)
SE612 AM INT (bronzo/bronze)
sospensione / pendant
cm Ø 57 h. 59 + h. 29
1 x max 52W E27



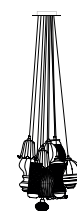
SE613B (bianco/white)
SE613 BM INT (bronzo/bronze)
sospensione / pendant
cm Ø 84 h. 89 + h. 41
1 x max 52W E27



CERAUNAVOLTA

design matteo ugolini & edmondo testaguzza

Struttura in vetro soffiato.
Structure in blown glass.



SE134 2T 00A (tiffany)
SE134 2S 00A (trasparente/clear)
composizione multipla 12 vetri
multiple configuration 12
accessories
sospensione / pendant
cm ø 45
3 x max 20W LED



SE134 3T 00C (tiffany)
SE134 3S 00C (trasparente/clear)
composizione multipla 17 vetri
multiple configuration 17
accessories
sospensione / pendant
cm ø 55
3 x max 20W LED



SE134 1T 00D (tiffany)
SE134 1S 00D (trasparente/clear)
composizione multipla 22 vetri
multiple configuration 22
accessories
sospensione / pendant
cm ø 60
4 x max 20W LED





CERAUNAVOLTA

design
matteo ugolini
edmondo testaguzza

Struttura in vetro soffiato.
Structure in blown glass.



SE135 5T INT (tiffany)
SE135 5S INT
(trasparente/clear)
sospensione / *pendant*
cm ø 20 h. 23,5
1 x max 33W G9



SE135 3T INT (tiffany)
SE135 3S INT
(trasparente/clear)
sospensione / *pendant*
cm ø 13,5 h. 18
1 x max 33W G9



SE135 1T INT (tiffany)
SE135 1S INT
(trasparente/clear)
sospensione / *pendant*
cm ø 14,5 h. 17
1 x max 33W G9



SE134 3T INT (tiffany)
SE134 3S INT
(trasparente/clear)
sospensione / *pendant*
cm ø 13 h. 12,5
1 x max 33W G9



SE134 4T INT (tiffany)
SE134 4S INT
(trasparente/clear)
sospensione / *pendant*
cm ø 15 h. 17
1 x max 33W G9



SE134 5T INT (tiffany)
SE134 5S INT
(trasparente/clear)
sospensione / *pendant*
cm ø 16 h. 12,5
1 x max 33W G9



CIRCUS

design matteo ugolini & edmondo testaguzza



Diffusore in vetro bianco in filigrana.
Shade in filigree white glass.



SE258 AB INT
sospensione
pendant
cm Ø32 x h 32
1 x max 105W E27



SE258 BB INT
sospensione
pendant
cm Ø24 x h 29
1 x max 105W E27



SE258 CB INT
sospensione
pendant
cm Ø24 x h 37
1 x max 105W E27



CUPIDO

design matteo ugolini

Un progetto che nasce con l'intento di far "innamorare". Prende forma così Cupido, una lunga e minimale barra di luce a led che trafigge un paralume in tessuto.

A project originating with the intention of making two different worlds "fall in love". This has given rise to Cupido, a long, minimal bar of led light piercing a fabric lampshade.





CUPIDO

design
matteo ugolini



Struttura in alluminio nero opaco.
Structure in matt black aluminium.

 **SE194 A1 INT**
sospensione / pendant
cm Ø2.5 l. 99
strip LED 2x18W 3920 lumen
bianco dinamico con app / *tunable white by app*
2700-5000K CRI ≥ 90

 **SE194 B1 INT**
sospensione / pendant
cm Ø2.5 l. 149
strip LED 2x26W 5880 lumen
bianco dinamico con app / *tunable white by app*
2700-5000K CRI ≥ 90


Accessorio sospensione in cotone antracite.
Optional for pendant in charcoal cotton.


 **AC184 AB INT**
(stampato / *printed*)
cm Ø23 h. 24

 **AC184 AC INT**
(non stampato / *not printed*)
cm Ø23 h. 24



Diffusore in cotone antracite con stampa interna.
Shade in charcoal cotton with inner print.

 **SE194 CD INT**
sospensione
pendant
cm Ø26 h 24
1 x max 50W E27

 **SE194 DD INT**
sospensione
pendant
cm Ø40 h 42
1 x max 105W E27


Versioni disponibili: PIANTANA TERRA
Available versions: FLOOR LAMP

DÉJÀ-VU


design matteo ugolini



Struttura in ceramica bianca, paralume in lino bianco.
Structure in white ceramic, shade in white linen.

 **SE627-45B** (lucido/glossy)
SE117 3B INT (opaco/matt)
sospensione / pendant
cm 45 x 18 x h 32
1 x max 105W E27

SR014 3B INT
rosone in metallo per
composizione singola
ceiling cup for single pendant

 **SE627-60B** (lucido/glossy)
SE117 4B INT (opaco/matt)
sospensione / pendant
cm 60 x 25 x h 45
1 x max 105W E27

SR034 1B INT
rosone in metallo per
composizione multipla
ceiling cup for multiple
configuration

Versioni disponibili: SOSPENSIONE / APPLIQUE
Available versions: PENDANT / WALL LAMP

DÉJÀ-VU NU

design matteo ugolini



Struttura in ceramica bianca opaca.
Structure in matt white ceramic.



SE117 1B INT
sospensione / pendant
cm b.42 p.12 h.25
1 x max 42W E14



SE117 2B INT
sospensione / pendant
cm b.60 p.17 h.32
1 x max 42W E14

SR014 3B INT
rosone in metallo per composizione singola
ceiling cup for single pendant

SR034 1B INT
rosone in metallo per composizione multipla
ceiling cup for multiple configuration

DOMENICA

design luca de bona & dario de meo

Come un giorno di festa rompe la monotonia, oltrepassa la materia, esplode nello spazio propagandosi come una melodia.

Like a feast day breaks up the monotony, goes beyond the matter, explodes in the space spreading like a melody.



Struttura in gesso bianco e rete metallica.
Structure in white plaster and wire netting.



(bianco/white) **SE102 1B INT**
(oro/gold) **SE102 1O INT**
sospensione / pendant
cm ø 35 h. 39
1 x max 70W E27



(bianco/white) **SE102 2B INT**
(oro/gold) **SE102 2O INT**
sospensione / pendant
cm ø 50 h. 56
1 x max 70W E27

Versioni disponibili: APPLIQUE / SOSPENSIONE
Available versions: WALL LAMP / PENDANT

GANG



S T E R

Gangster

design matteo ugolini

Una gang di forme pure e semplici si aggira vestita completamente di bianco, tranne il suo leader che è anche foderato di bronzo; essa mira a portare luce morbida nei tuoi spazi...


A gang of pure and simple shapes roams completely dressed in white, but his leader who's also covered in gunmetal; their aim is to bring slick lighting to your surroundings...


GANGSTER


design
matteo ugolini




Diffusore in ceramica bianca lucida, interno color bronzo o bianco.
Glossy white ceramic shade, inner part bronze or white colour.


SE644 BB (bianco/white)
SE644 BR (bronzo/bronze)
sospensione / pendant
cm Ø 28 h 20
1 x max 70W E27


SE643BB (bianco/white)
SE643BR (bronzo/bronze)
sospensione / pendant
cm Ø 35 h 15
1 x max 70W E27


SE642BB (bianco/white)
SE642BR (bronzo/bronze)
sospensione / pendant
cm Ø 48 h 35
1 x max 105W E27


SE641BB (bianco/white)
SE641BR (bronzo/bronze)
sospensione / pendant
cm Ø 50 h 22
1 x max 105W E27



GINGER

design edmondo testaguzza



GINGER

design
edmondo
testaguzza

Struttura in vetro trasparente.
Structure in clear glass.



SE116 2A INT

(paglierino/pale yellow)

SE116 2F INT (fumè/smoked)

sospensione / pendant

cm ø 27 h. 26

1 x max 77W E27



SE116 1A INT

(paglierino/pale yellow)

SE116 1F INT (fumè/smoked)

sospensione / pendant

cm ø 30 h. 20

1 x max 77W E27



SE116 3A INT

(paglierino/pale yellow)

SE116 3F INT (fumè/smoked)

sospensione / pendant

cm ø 30 h. 37

1 x max 77W E27

Versioni disponibili: SOSPENSIONE / OUTDOOR
Available versions: PENDANT / OUTDOOR



GONZAGA

design luca de bona, dario de meo & matteo ugolini

Gonzaga, una lampada che sembra danzare nello spazio con le sue geometrie minimali sulle quali luci e ombre si rincorrono all'infinito generando un silente dinamismo scenografico.

Gonzaga: a light that seems to dance in space with its minimal geometric shapes on which lights and shadows chase each other to infinity, generating a silent cinematic dynamism.



GONZAGA

design
luca de bona
dario de meo
matteo ugolini

Struttura in alluminio.
Structure in aluminium.



SE185 GD EXT (bianco/white)
SE185 GC EXT (nero/black)
SE185 DD EXT (ottone/brass)
sospensione / pendant
cm Ø42 h 8
LED 13W 1200 lumen
2700K CRI ≥ 80
IP65



SE185 FD EXT (bianco/white)
SE185 FC EXT (nero/black)
SE185 DC EXT (ottone/brass)
sospensione / pendant
cm Ø42 h 8
LED 13W 1200 lumen
3000K CRI ≥ 80
IP65



SE185 ED EXT (bianco/white)
SE 185 EC EXT (nero/black)
SE 185 CD EXT (ottone/brass)
sospensione / pendant
cm Ø59 h 8
LED 13W 1200 lumen
2700K CRI ≥ 80
IP65



SE185 BD EXT (bianco/white)
SE185 BC EXT (nero/black)
SE185 CC EXT (ottone/brass)
sospensione / pendant
cm Ø59 h 8
LED 13W 1200 lumen
3000K CRI ≥ 80
IP65

Versioni disponibili: SOSPENSIONE / OUTDOOR
Available versions: PENDANT / OUTDOOR



KIMONO

design matteo ugolini



Struttura in vetroresina,
Structure in fiberglass.



SE636V-INT
sospensione / pendant
cm ø 40 h. 85
1 x max 105W E27



SE635V-INT
sospensione / pendant
cm ø 50 h. 70
1 x max 105W E27

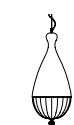
Versioni disponibili: SOSPENSIONE / OUTDOOR
Available versions: PENDANT / OUTDOOR


LE TRULLE

design edmondo testaguzza



Struttura in filo metallico e ceramica naturale.
Structure in metallic thread and natural ceramic.

 **SE654T**
sospensione / pendant
cm ø 38 x h. 87
1 x max 70W E27

 **SE655T**
sospensione / pendant
cm ø 26 x h. 71
1 x max 70W E27

MEK

design stefano bizzarri & claudio cinti

Visione futurista o riuso degli oggetti? Illusione luminosa o luminosa illusione? Mek è tutto questo. Un vero e proprio esercizio di re-design per un oggetto di grande valenza tecnica che assume i segni e la forma di una vera e propria lampada.

A futuristic vision or a re-use of objects? Just a luminous illusion? Mek stands for all that. A true proof of reshape in design for an object of great technical value taking on signs and shapes of a real lighting fixture.



MEK

design
stefano bizzarri
claudio cinti

Struttura in ceramica.
Structure in ceramic.



SE107 3B INT (bianco/white)
SE107 3R INT (bianco
bronzo/white bronze)
SE107 3N INT (nero/black)
sospensione / pendant
cm ø 8 h. 26
1 x max 105W E27



SE107 2B INT (bianco/white)
SE107 2R INT (bianco
bronzo/white bronze)
SE107 2N INT (nero/black)
sospensione / pendant
cm ø 10 h. 25
1 x max 105W E27



SE107 1B INT (bianco/white)
SE107 1R INT (bianco
bronzo/white bronze)
SE107 1N INT (nero/black)
sospensione / pendant
cm ø 17 h. 18
1 x max 105W E27

MOBY DICK

design matteo ugolini

Struttura in vetroresina, finitura esterna liscia, interna naturale.
Structure in fiberglass, smooth outer finishing, rough inner finishing.

SE646P

sospensione / pendant
cm 90x30x h. 30
1 x max 70W E27



SE647G

sospensione / pendant
cm 150x55x h. 55
1 x max 105W E27



Versioni disponibili: SOSPENSIONE / OUTDOOR
Available versions: PENDANT / OUTDOOR



MOON



BLOOM

design matteo ugolini







MOONBLOOM


design
matteo ugolini


Struttura in alluminio nero opaco
e rosone in gesso bianco.
*Structure in matt black
aluminum and white plaster
ceiling cup.*

 **SE256 2B INT** (3000K)
SE256 6B INT (2700K)
sospensione
pendant
cm Ø40 x h 300

 **SE256 4B INT** (3000K)
SE256 8B INT (2700K)
sospensione
pendant
cm Ø75 x h 300

LED sopra/up 16,8W
1821 lumen
LED sotto/down 8,4W
907 lumen
CRI≥90

 **SE256 1B INT** (3000K)
SE256 5B INT (2700K)
sospensione
pendant
cm Ø40 x h 200
CRI≥90

 **SE256 3B INT** (3000K)
SE256 7B INT (2700K)
sospensione
pendant
cm Ø75 x h 200
CRI≥90

LED sopra/up 16,8W
1821 lumen



NANDO


design debonademeo






NANDO
design
debonademeo

Struttura in metallo.
Structure in metal.

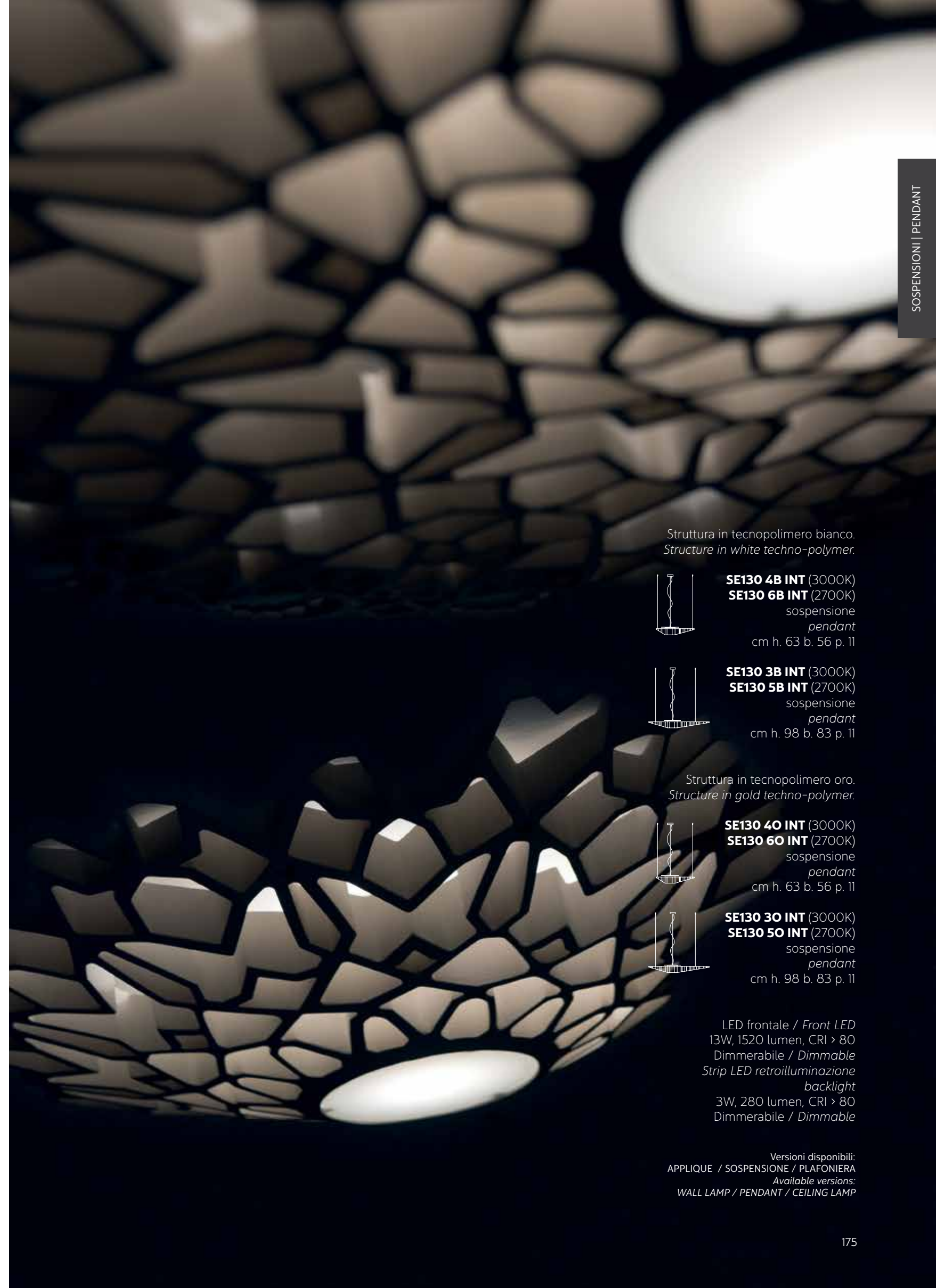
 **SE109 1G INT** (antracite/
charcoal grey)
SE109 1B INT (bianco/white)
SE109 1O INT (oro/gold)
sospensione / pendant
cm 8x11,5 h. 35
1 x max 77W E27

 **SE109 2G INT** (antracite/
charcoal grey)
SE109 2B INT (bianco/white)
SE109 2O INT (oro/gold)
sospensione / pendant
cm 8x11,5 h. 15
1 x max 77W E27

Versioni disponibili: APPLIQUE / SOSPENSIONE
Available versions: WALL LAMP / PENDANT

NOTREDAME

design debonademeo



Struttura in tecnopolimero bianco.
Structure in white techno-polymer.




SE130 4B INT (3000K)
SE130 6B INT (2700K)
sospensione
pendant
cm h. 63 b. 56 p. 11



SE130 3B INT (3000K)
SE130 5B INT (2700K)
sospensione
pendant
cm h. 98 b. 83 p. 11

Struttura in tecnopolimero oro.
Structure in gold techno-polymer.



SE130 4O INT (3000K)
SE130 6O INT (2700K)
sospensione
pendant
cm h. 63 b. 56 p. 11



SE130 3O INT (3000K)
SE130 5O INT (2700K)
sospensione
pendant
cm h. 98 b. 83 p. 11

LED frontale / *Front LED*
13W, 1520 lumen, CRI > 80
Dimmerabile / *Dimmable*
Strip LED retroilluminazione
backlight
3W, 280 lumen, CRI > 80
Dimmerabile / *Dimmable*

Versioni disponibili:
APPLIQUE / SOSPENSIONE / PLAFONIERA
Available versions:
WALL LAMP / PENDANT / CEILING LAMP

PLANCTON

SOSPENSIONI | PENDANT



Plancton

design matteo ugolini

Struttura in vetroresina con bordi sfrangiati.
Structure in fiberglass with unfinished borders.



SE648/1PB

sospensione / pendant
cm ø 45 h. 25
1 x max 70W E27



SE649/1GB

sospensione / pendant
cm ø 75 h. 40
1 x max 105W E27

Versioni disponibili: SOSPENSIONE / OUTDOOR
Available versions: PENDANT / OUTDOOR

SAHARA

design matteo ugolini



SAHARA

design
matteo ugolini

Struttura in ceramica finitura lucida.
Structure in glossy ceramic.



SE667KB (bianco/white)
SE667KV (verde/green)
sospensione / pendant
cm ø 14 h. 40
1 x max 70W E27



SE668KB (bianco/white)
SE668KV (verde/green)
sospensione / pendant
cm ø 23 h. 17
1 x max 70W E27



SE669KB (bianco/white)
SE669KV (verde/green)
sospensione / pendant
cm ø 29 h. 35
1 x max 70W E27




SE670KB (bianco/white)
SE670KV (verde/green)
sospensione / pendant
cm ø 35 h. 24
1 x max 70W E27

SHERWOOD E ROBIN

design matteo ugolini

Struttura in ceramica bianca opaca.
Structure in matt white ceramic.



SE151 AB INT
sospensione / pendant
cm Ø8 x h 11,5
(Sherwood-ghianda/acorn)
1 x max 53W E27



SE151 BB INT
sospensione / pendant
cm Ø8 x h 11,5
(Sherwood-ghianda/acorn)
1 x max 53W E27
cm 8 x 9 x h 44
(Robin-scoiattolo/squirrel)



SE151 CB INT
sospensione / pendant
cm Ø8 x h 11,5
(Sherwood-ghianda/acorn)
1 x max 53W E27
cm 8 x 9 x h 44
(Robin-scoiattolo/squirrel)

**SHERWOOD
E ROBIN**
design matteo ugolini



SOSPENSIONI | PENDANT

SIBILLA

design debonademeo




Sibilla, la voce della luce.
Per mezzo di un frame sospeso che anima lo spazio con l'audacia espressiva di un tratto grafico di ispirazione De Stijl, i flussi luminosi vengono incanalati come onde sonore e distribuiti in tutte le direzioni.

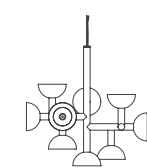
*Sibilla, the voice of light.
Evoking the myth of the sibyls, who were famously interrogated to elicit prophecies, this light was designed as if it were sound travelling through space, making its radiant voice heard as it exudes a sense of both poeticism and practicality.*




Struttura in alluminio
Structure in matt white aluminum.



SE250 1B INT
sospensione
pendant
cm 45 x 35 x h 56
6 x max 33W E14



SE250 2B INT
sospensione
pendant
cm 65 x 53 x h 64
9 x max 33W E14



SE250 3B INT
sospensione
pendant
cm 65 x 53 x h 106
16 x max 33W E14

SIBILLA
design
debonademeo

Struttura in alluminio nero opaco.
Structure in matt black aluminum.



SE250 1N INT
sospensione
pendant
cm 45 x 35 x h 56
6 x max 33W E14



SE250 2N INT
sospensione
pendant
cm 65 x 53 x h 64
9 x max 33W E14



SE250 3N INT
sospensione
pendant
cm 65 x 53 x h 106
16 x max 33W E14

SOSPENSIONI | PENDANT



SNOOB

design matteo ugolini



Struttura in alluminio laccato.
Structure in lacquered aluminium.



SE609B (bianco/white)
SE609N (nero/black)
sospensione a 16 bracci
pendant with 16 arms
cm ø 130 h. 45
32 x max 42W E14



SE610B (bianco/white)
SE610N (nero/black)
sospensione a 8 bracci
pendant with 8 arms
cm ø 73 h. 35
16 x max 42W E14



STRALUNATA


design matteo ugolini

Dolce e chiara è la notte e senza vento,
e questa sopra i tetti e in mezzo agli orti
posa la luna, e di lontan rivela
serena ogni montagna.

(Giacomo Leopardi)

*The night is sweet and clear, without a breeze,
and the moon rests in the gardens,
calm on the roofs, and reveals, clear,
far off, every mountain.*

(Giacomo Leopardi)




STRALUNATA

design
matteo ugolini

Struttura in alluminio nero opaco e
piatto in alluminio bianco.
*Structure in matt black aluminum
and white aluminum plate.*

**SE255 2N INT (3000K)**
SE255 1N INT (2700K)
sospensione
pendant
cm Ø23 x h 200
led 16.8W 1821 lumen
CRI≥90

**SE255 4N INT (3000K)**
SE255 3N INT (2700K)
sospensione
pendant
cm Ø40 x h 200
led 16.8W 1821 lumen
CRI≥90



ULULÌ ULULÀ

design matteo ugolini

Vi regaliamo la Luna: ispiratrice di arte, progetti e sogni...


We give you the Moon: inspiring art, projects and dreams...



Struttura in vetroresina con inserti in pizzo.
Structure in fiberglass with lace inserts.



SE648PB (ULULÌ)
sospensione / pendant
cm ø 45
1 x max 70W E27



SE649GB (ULULÀ)
sospensione / pendant
cm ø 75
1 x max 105W E27

Versioni disponibili: SOSPENSIONE / PIANTANA TERRA / OUTDOOR
Available versions: PENDANT / FLOOR LAMP / OUTDOOR

WORK IN PROGRESS

design matteo ugolini



WORK IN PROGRESS

design matteo ugolini

Struttura in ceramica bianca.
Structure in white ceramic.



SE125 1B INT
sospensione / pendant
cm h. 39 p. 10
1 x max 35W GU10

SR001 3B INT
rosone in metallo per
composizione singola
*ceiling cup for single
pendant*

SR025 1B INT
rosone in metallo per
composizione multipla
*ceiling cup for multiple
configuration*

Versioni disponibili: APPLIQUE / SOSPENSIONE
Available versions: WALL LAMP / PENDANT





WOW!

Wow!

design matteo ugolini

Vuole essere la provocazione, lo stupore, la sorpresa, l'invito ad uscire ogni tanto dagli schemi in un 'clic' di luce.

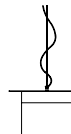
It is supposed to be the provocation, wonder, surprise and a friendly invitation to step out of a frame of mind just in a 'click' of light (when you turn it on).




WOW!

design matteo ugolini

Paralume in lino bianco e
accessorio in ceramica bianca opaca.
*Shade in white linen
and optional in matt white ceramic.*

 **SE696CC**
sospensione
pendant
cm ø 60 h. 40
max 1x70W E27

 **SE697CO**
Accessorio "Silvan".
Optional "Silvan".
cm b. 46 h. 26

CLUSTER

design edmondo testaguzza & matteo ugolini



COMPOSIZIONE Ø70
design
edmondo testaguzza
matteo ugolini

SE070BB INT

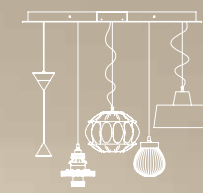




COMPOSIZIONE 90

design
edmondo testaguzza
matteo ugolini

SE090CB INT



COMPOSIZIONE Ø50

design
edmondo testaguzza
matteo ugolini

SE050NT INT



CEILING

Plafoniere

BRAILLE

design matteo ugolini

Struttura in vetro bianco satinato.
Structure in white frosted glass.



PL144 1B INT
plafoniera / applique
ceiling lamp / wall lamp
cm Ø25 x h.25
1 x max 46W, E14



PL144 2B INT
plafoniera / applique
ceiling lamp / wall lamp
cm Ø40 x h.38
1 x max 105W, E27

Versioni disponibili: APPLIQUE / TAVOLO /
SOSPENSIONE / PLAFONIERA
Available versions: WALL LAMP / TABLE LAMP /
PENDANT / CEILING LAMP

EDEN COLLECTION

design matteo ugolini



PLAFONIERE | CEILING LAMP

Struttura in metallo con diffusore in lycra bianco.
Metal structure with shade in white synthetic fiber (lycra).



AP103 3B INT "EVA"
applique/plafoniera
wall lamp/ceiling lamp
cm h.46,5 b.30 p.16
1 x max 46W E27



AP103 2B INT "ADAMO"
applique/plafoniera
wall lamp/ceiling lamp
cm h.72 b.38 p.19
2 x max 46W E27



AP103 1B INT "EDEN"
applique/plafoniera
wall lamp/ceiling lamp
cm h.115 b.82 p.23
3 x max 46W E27


Versioni disponibili: APPLIQUE / PLAFONIERA
Available versions: WALL LAMP / CEILING LAMP

NOTREDAME


design **debonademeo**



Struttura in tecnopolimero bianco.
Structure in white techno-polymer.




PL130 4B INT (3000K)
PL130 6B INT (2700K)
plafoniera/applique
ceiling/wall lamp
cm h. 63 b. 56 p. 11




PL130 3B INT (3000K)
PL130 5B INT (2700K)
plafoniera/applique
ceiling/wall lamp
cm h. 98 b. 83 p. 11

Struttura in tecnopolimero oro.
Structure in gold techno-polymer.



PL130 4O INT (3000K)
PL130 6O INT (2700K)
plafoniera/applique
ceiling/wall lamp
cm h. 63 b. 56 p. 11



PL130 3O INT (3000K)
PL130 5O INT (2700K)
plafoniera/applique
ceiling/wall lamp
cm h. 98 b. 83 p. 11

LED frontale / *Front LED*
13W, 1520 lumen, CRI > 80
Dimmerabile / *Dimmable*
Strip LED retroilluminazione
backlight
3W, 280 lumen, CRI > 80
Dimmerabile / *Dimmable*

Versioni disponibili:
APPLIQUE / SOSPENSIONE / PLAFONIERA
Available versions:
WALL LAMP / PENDANT / CEILING LAMP



R.O.M.A.

design debonademeo



PLAFONIERE | CEILING LAMP

R.O.M.A.
design
debonademeo



Struttura in gesso bianco e
pmma bianco satinato.
*Structure in matt white plaster
and white methacrylate (pmma).*



PL210 AC INT (2700K)
PL210 AB INT (3000K)
plafoniera / ceiling lamp
cm 58 x 10 x 69
23,8W 2893 lumen, 700mA
IP20



WALL

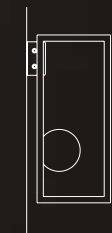
Applique

ABACHINA

design edmondo testaguzza



Struttura - alluminio bianco opaco
Structure - matt white aluminum
Diffusore - vetro bianco satinato
Shade - white frosted glass



AP291 B1 EXT
applique
wall lamp
cm 14x16 h. 32
LED CC 3,2W 410 lm
3000K
IP44

Struttura - alluminio nero opaco
Structure - matt black aluminum
Diffusore - vetro bianco satinato
Shade - white frosted glass



AP291 N1 EXT
applique
wall lamp
cm 14x16 h. 32
LED CC 3,2W 410 lm
3000K
IP44

Versioni disponibili:
PIANTANA TERRA / OUTDOOR
Available versions:
FLOOR LAMP / OUTDOOR

APPLIQUE | WALL LAMP

AGUA

design edmondo testaguzza & matteo ugolini



AGUA
design
matteo ugolini
edmondo testaguzza

APPLIQUE



Struttura in alluminio nero opaco
Structure in matt black aluminum
Diffusore in vetro
Shade in glass

AP290 T1 EXT (trasparente/transparent)
AP290 S1 EXT (acidato/frosted)
applique
wall lamp
cm 13 x 9
LED CC 350mA,
3,2W, 410 lm 3000K
IP44



Versioni disponibili:
TAVOLO / OUTDOOR

Available versions:
TABLE LAMP / OUTDOOR

ALÌ E BABÀ

design matteo ugolini



Struttura e paralume in ceramica naturale predisposta per la tinteggiatura.
Structure and shade in white rough ceramic, can be painted or decorated at user discretion.



AP625
applique / wall lamp
cm l. 30,5 h. 60 p. 18,5
1 x max 52W E27

Struttura in ceramica naturale predisposta per la tinteggiatura e paralume in lino bianco.
Structure in white rough ceramic, can be painted or decorated at user discretion and shade in white linen.



AP625LS
applique / wall lamp
cm l. 29 h. 60 p. 20
1 x max 52W E27

Struttura in ceramica bianca lucida e paralume in lino bianco.
Structure in glossy white ceramic, and shade in white linen.



AP625CBS
applique / wall lamp
cm l. 29 h. 60 p. 20
1 x max 52W E27

Struttura e paralume in ceramica bianca lucida.
Structure and shade in glossy white ceramic.



AP625B
applique / wall lamp
cm l. 30,5 h. 60 p. 18,5
1 x max 52W E27

Versioni disponibili:
APPLIQUE / SOSPENSIONE / PIANTANA
TERRA / TAVOLO / OUTDOOR
Available versions:
WALL LAMP / PENDANT / FLOOR LAMP /
TABLE LAMP / OUTDOOR



ALIBABIG

design matteo ugolini



Struttura in vetroresina.
Structure in fiberglass.



H625V-INT
piantana / applique
floor / wall lamp
cm 73x48 h. 130
4 x max 23W E27

Versioni disponibili: APPLIQUE / SOSPENSIONE / PIANTANA TERRA / OUTDOOR
Available versions: WALL LAMP / PENDANT / FLOOR LAMP / OUTDOOR

AMARCORD

design matteo ugolini



Struttura in cemento bianco
e diffusore in vetro.
*Structure in white concrete
and shade in glass.*




AP121 1B INT (trasparente/clear)
AP121 BF INT (fumè/smoked)
AP121 BS INT (trasparente
satinato/clear frosted)
applique / wall lamp
cm 12x13 h. 38
1 x max 52W E27

Struttura in cemento grigio tortora
e diffusore in vetro.
*Structure in dove grey concrete
and shade in glass.*



AP121 GT INT (trasparente/clear)
AP121 1G INT (fumè/smoked)
AP121 GS INT (trasparente
satinato/clear frosted)
applique / wall lamp
cm 12x13 h. 38
1 x max 52W E27

Versioni disponibili: APPLIQUE / TAVOLO
Available versions: WALL LAMP / TABLE LAMP



AMSTERDAM

design matteo ugolini

La lampada Amsterdam entra di diritto nel fantastico e luminoso “zoo di Karman”: ispirata a un bulldog di casa nella capitale olandese ma famoso in tutto il mondo...

The Amsterdam lamp takes its rightful place in the fantastic and bright “Karman zoo”: it’s inspired by a bulldog that has found its home in the Dutch capital city and become famous throughout the world...



APPLIQUE | WALL LAMP

Struttura in ceramica opaca.
Structure in matt ceramic.



AP191 BB INT (grigio/grey)
AP191 BA INT (bianco/white)
applique / wall lamp
cm 41 x 25
3 x max 10W LED E27

APRILE



APPLIQUE | WALL LAMP

Aprile

design matteo ugolini

Struttura in ceramica bianca.
Structure in white ceramic.



AP132 1B INT
applique / wall lamp
cm 50x18 h 35
1 x max 52W E27

BRAILLE

design matteo ugolini



Struttura in vetro bianco satinato.
Structure in white frosted glass.

PL144 1B INT
applique / wall lamp
cm Ø25 x h 25
1 x max 46W, E14

PL144 2B INT
applique / wall lamp
cm Ø40 x h 38
1 x max 105W, E27

Versioni disponibili: APPLIQUE / TAVOLO / SOSPENSIONE / PLAFONIERA
Available versions: WALL LAMP / TABLE LAMP / PENDANT / CEILING LAMP

APPLIQUE | WALL LAMP

CAPODIMONTE

design matteo ugolini



Struttura in ceramica bianca opaca.
Structure in matt white ceramic.



AP129 1B INT
applique / wall lamp
cm h. 26 p. 13 ø 6
1 x max 35W GU10

Versioni disponibili: APPLIQUE / SOSPENSIONE
Available versions: WALL LAMP / PENDANT

CORRADO

design matteo ugolini



Struttura in ceramica.
Structure in matt ceramic.

bianca / white **AP251 BC INT**
grigio / grey **AP251 GR INT**
velluto nero / black velvet **AP251NR INT**
applique / wall lamp
cm 40 x 27
2 x max 46W E14



APPLIQUE | WALL LAMP

CUBANO

design matteo ugolini

Fortemente ispirato a terre lontane, ai viaggi che ognuno di noi intraprende e a tutto ciò che ci lasciano dentro. Con il suo enorme e caratteristico becco, Cubano rispecchia alla perfezione la filosofia Karman. Stupire, emozionare e non lasciare indifferenti.

Strongly inspired by distant lands, voyages, by what they leave inside us. With its enormous and characteristic beak, Cubano perfectly respects the Karman philosophy. Amaze, touch and never go unnoticed.



Struttura in ceramica bianca opaca.
Structure in matt white ceramic.



AP142 1B INT
applique / wall lamp
cm b.47 x p.20 x h.45
1 x max 52W, E27



APPLIQUE | WALL LAMP



DÉJÀ-VU

design matteo ugolini



Struttura in ceramica bianca, paralume in lino bianco.
Structure in white ceramic, shade in white linen.



AP627-45B (lucido/glossy)
AP117 3B INT (opaco/matt)
applique braccio piccolo / wall lamp
cm 45x18 h. 32
1 x 52W E27

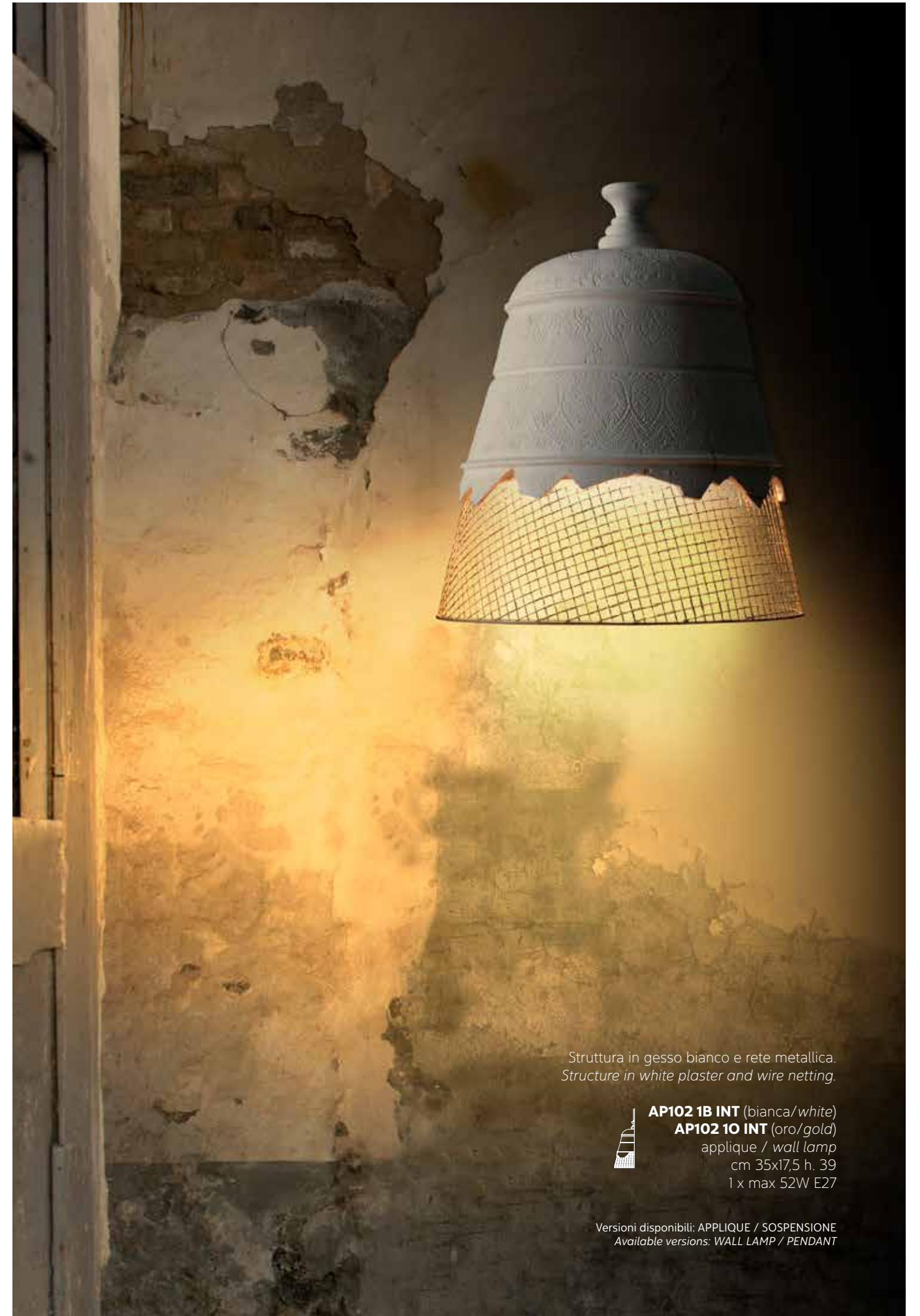


AP627-60B (lucido/glossy)
AP117 4B INT (opaco/matt)
applique braccio grande / wall lamp
cm 60x25 h. 45
1 x 52W E27


Versioni disponibili: APPLIQUE / SOSPENSIONE
Available versions: WALL LAMP / PENDANT

DOMENICA

design debonademeo




Struttura in gesso bianco e rete metallica.
Structure in white plaster and wire netting.

 **AP102 1B INT** (bianca/white)
AP102 1O INT (oro/gold)
applique / wall lamp
cm 35x17,5 h. 39
1 x max 52W E27


Versioni disponibili: APPLIQUE / SOSPENSIONE
Available versions: WALL LAMP / PENDANT


EDEN COLLECTION

design matteo ugolini



Struttura in metallo con diffusore in lycra bianco.
Metal structure with shade in white synthetic fiber (lycra).

 **AP103 3B INT "EVA"**
applique / plafoniera
wall lamp / ceiling lamp
cm h 46,5 b 30 p 16
1 x max 46W E27

 **AP103 2B INT "ADAMO"**
applique / plafoniera
wall lamp / ceiling lamp
cm h 72 b 38 p 19
2 x max 46W E27

 **AP103 1B INT "EDEN"**
applique / plafoniera
wall lamp / ceiling lamp
cm h 115 b 82 p 23
3 x max 46W E27

Versioni disponibili: APPLIQUE / PLAFONIERA
Available versions: WALL LAMP / CEILING LAMP

MARNÌN

design matteo ugolini



Struttura in ceramica bianca opaca.
Structure in matt white ceramic.



AP645M
applique / wall lamp
cm 36x43 p 37
1 x max 70W E27




MOVIDA

design matteo ugolini &
edmondo testaguzza



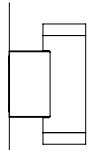
Lentamente si spegne il giorno.
Si accende la notte.
Luci e ombre in un gioco di rimandi inattesi.
È Movida.

*The day slowly fades.
The night takes hold.
Light and shadow in a game of unexpected reflections.
It's Movida.*

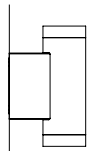





Struttura in alluminio bianco opaco.
Structure in matt white aluminum.

 **AP262 BC EXT (3000K)**
AP262 BE EXT (2700K)
applique / wall lamp
cm Ø5,5 x 9,8 x h 14,5
led 2 x 3.2W 410 lumen
CRI≥90
IP55

Struttura in alluminio nero opaco.
Structure in matt black aluminum.

 **AP262 NR EXT (3000K)**
AP262 NP EXT (2700K)
applique / wall lamp
cm Ø5,5 x 9,8 x h 14,5
led 2 x 3.2W 410 lumen
CRI≥90
IP55

Accessorio disco deflettore.
Deflector plate optional.

 **AC262 BN EXT**
(alluminio bianco /
white aluminum)



NANDO

design **debonademeo**



Struttura in metallo.
Structure in metal.



AP109 2B INT (bianco/white)
AP109 2G INT (antracite/
charcoal-grey)
AP109 2O INT (oro/gold)
applique / wall lamp
cm 9x1,5 h 15
1 x max 52W E27

Versioni disponibili: APPLIQUE / SOSPENSIONE
Available versions: WALL LAMP / PENDANT



APPLIQUE | WALL LAMP

NOTREDAME

design debonademeo

Evocare il fascino della luce naturale che si irradia attraverso i rosoni delle cattedrali gotiche... In Notredame convivono presente e futuro, forma e luce: la veste poetica nasconde un'anima tecnologica risvegliando emozioni antichissime.

Recall the main appeal of natural light spreading out through rose windows of Gothic cathedrals... In Notredame present and future coexist, as well as form and lighting: its poetical appearance hides a technological soul stirs very old emotions.




APPLIQUE | WALL LAMP




NOTREDAME

design
luca de bona
dario de meo

Struttura in tecnopolimero oro.
Structure in gold techno-polymer.




PL130 40 INT (3000K)
PL130 60 INT (2700K)
plafoniera/applique
ceiling/wall lamp
cm h. 63 b. 56 p. 11




PL130 30 INT (3000K)
PL130 50 INT (2700K)
plafoniera/applique
ceiling/wall lamp
cm h. 98 b. 83 p. 11

Struttura in tecnopolimero bianco.
Structure in white techno-polymer.



PL130 4B INT (3000K)
PL130 6B INT (2700K)
plafoniera/applique
ceiling/wall lamp
cm h. 63 b. 56 p. 11



PL130 3B INT (3000K)
PL130 5B INT (2700K)
plafoniera/applique
ceiling/wall lamp
cm h. 98 b. 83 p. 11

LED frontale / *Front LED*
13W, 1520 lumen, CRI > 80
Dimmerabile / *Dimmable*
Strip LED retroilluminazione
backlight
3W, 280 lumen, CRI > 80
Dimmerabile / *Dimmable*

Versioni disponibili: APPLIQUE / SOSPENSIONE / PLAFONIERA
Available versions: WALL LAMP / PENDANT / CEILING LAMP



TI VEDO

design matteo ugolini



Struttura in ceramica bianca opaca.
Structure in matt white ceramic.

AP105 1B INT
applique / wall lamp
cm p.20 b.36 h.40
2 x max 53W E27

Versioni disponibili: APPLIQUE / TAVOLO
Available versions: WALL LAMP / TABLE LAMP

UGO

RILLA



Ugo Rilla

design matteo ugolini

Ugo Rilla non nasce per emozionare, con l'espressione e la rabbia con cui strappa una delle più grandi invenzioni dell'uomo, urla in segno di protesta facendo riflettere su cosa sia in grado di fare verso la natura e i suoi simili.

Ugo Rilla is not created to excite, with the expression and the rage with which it rips up one of man's greatest inventions, it screams as a mark of protest making us wonder what it is capable to doing to nature and its peers.



UGO RILLA
design matteo ugolini

Struttura in ceramica grigia opaca.
Structure in matt grey ceramic.



AP152 GR INT
applique / wall lamp
cm Ø41,5 x p 24
3 x max 10W LED E27*

*sono consigliate lampadine in plastica
**we recommend to use plastic light bulbs*

Struttura in ceramica bianca opaca.
Structure in matt white ceramic.



AP152 BB INT
applique / wall lamp
cm Ø41,5 x p 24
3 x max 10W LED E27*

*sono consigliate lampadine in plastica
**we recommend to use plastic light bulbs*



UMARELL

design giorgio biscaro



Struttura in ceramica bianca opaca e vetro satinato.
Structure in matt white ceramic and frosted glass.



AP199 HD INT (2700K)
AP199 HT INT (3000K)
applique / wall lamp
cm l. 18 p. 10 h. 13
LED sopra/up
7,35W 958 lumen
LED sotto/down
2,4W 324 lumen
CRI ≥ 80

Accessorio in ceramica bianca opaca.
Optional in matt white ceramic.



AC199 AC INT
cm h. 13
AC199 BC INT
cm h. 16
AC199 CC INT
cm h. 15

VA-LENTINA

design matteo ugolini



Struttura in alluminio laccato bianco e lumaca in ceramica bianca opaca.
Structure in white lacquered aluminium and snail in matt white ceramic.



AP115 OB INT

applique / wall lamp
cm 30x17 h. 20
2x8,4W LED, 960 lumen, 3000k



AC115 OB INT

accessorio / optional
cm b.10 p.5 h.6

WORK IN PROGRESS

design matteo ugolini

La famiglia da cui proviene illumina i cantieri più estremi, lei al contrario invasa da un candido bianco e da romantici decori floreali entra in punta di piedi e con delicatezza negli ambienti più intimi e raffinati.

The family it derives from lights up construction sites whereas Work In Progress is overwhelmed of a pure white and romantic floral decorations and it enters on tiptoe in the most refined and intimate spaces.



Struttura in ceramica bianca opaca.
Structure in matt white ceramic.

AP125 1B INT
applique / wall lamp
cm 12x14 h 39
1 x max 35W GU10

Versioni disponibili: APPLIQUE / SOSPENSIONE
Available versions: WALL LAMP / PENDANT

T
A

B
L
E

Tavolo

AGUA

design edmondo testaguzza & matteo ugolini



Struttura in alluminio nero opaco
Structure in matt black aluminum
Diffusore in vetro acidato
Shade in frosted glass

CT290 S1 INT
lampada da tavolo
table lamp
cm 13 x 9
LED CC 350mA, 3,2W,
410 lm, 3000K



Versioni disponibili: APPLIQUE / TAVOLO
Available versions: WALL LAMP / TABLE LAMP



Struttura in alluminio nero opaco
Structure in matt black aluminum
Diffusore in vetro trasparente
Shade in transparent glass

CT290 T1 INT
lampada da tavolo
table lamp
cm 13 x 9
LED CC 350mA, 3,2W,
410 lm, 3000K



ALÌ E BABÀ

design matteo ugolini



ALÌ E BABÀ

design matteo ugolini

Struttura in ceramica bianca lucida e paralume in lino bianco.
Structure in glossy white ceramic and shade in white linen.



C1016BS
lampada da tavolo
table lamp
Ø 35 h 68 cm
1 x max 70W E27

ALIBABABY

design matteo ugolini

Struttura in ceramica bianca lucida e paralume in lino bianco.
Structure in glossy white ceramic and shade in white linen.



C1017BS
lampada da tavolo
table lamp
Ø 20 h 40 cm
1 x max 42W E14

Versioni disponibili:
APPLIQUE / SOSPENSIONE / PIANTANA
TERRA / TAVOLO / OUTDOOR
Available versions:
WALL LAMP / PENDANT / FLOOR LAMP /
TABLE LAMP / OUTDOOR

AMARCORD

design matteo ugolini



Struttura in cemento grigio e diffusore in vetro.
Structure in grey concrete and shade in glass.

CT121 GT INT (trasparente/clear)
CT121 1G INT (fumè/smoked)
CT121 GS INT (trasparente satinato/
clear frosted)




lampada da tavolo / table lamp
cm Ø12 x h. 38
1 x max 52W E27

Versioni disponibili: APPLIQUE / TAVOLO
Available versions: WALL LAMP / TABLE LAMP

BACCO

design matteo ugolini



Struttura in vetro bianco satinato.
Structure in white frosted glass.



CT143 1B INT (3000K)
CT143 2B INT (2700K)
lampada da tavolo / table lamp
cm Ø9 x h.34
LED 3,3 W 250 lumen
alimentata a batterie ricaricabili
autonomia batterie 6 ore
rechargeable batteries with
6 hours autonomy

Versioni disponibili: TAVOLO
Available versions: TABLE LAMP

BACCO
design matteo ugolini



PERBACCO
design matteo ugolini

Struttura in tondino metallico
laccato in polietilene grigio chiaro.
*Structure in metal rebar
light grey polyethylene lacquered.*



AC143 2G INT
accessorio cestino / basket optional
cm b.32 x p.22 x h.32

BAG

design baldessari e baldessari



Struttura in ceramica lucida con texture
e manico in metallo verniciato grigio
*Structure in glossy ceramic with texture
and handle in grey metal.*



CT154 DB INT (bianca/white)
CT154 DR INT (bronzo/bronze)
lampada da tavolo / *table lamp*
cm 21 x 22 x h 21,5
1 x max 5W LED E27*

*si consiglia l'utilizzo di lampadina bianco latte
**white milk bulb is recommended*

Struttura in ceramica liscia lucida
e manico in metallo verniciato grigio.
*Structure in smooth glossy ceramic
and handle in grey metal.*



CT154 CB INT (bianca/white)
CT154 CR INT (bronzo/bronze)
lampada da tavolo / *table lamp*
cm 21 x 22 x h 21,5
1 x max 5W LED E27*

*si consiglia l'utilizzo di lampadina bianco latte
**white milk bulb is recommended*

Versioni disponibili: TAVOLO / SOSPENSIONE / PIANTANA TERRA
Available versions: TABLE LAMP / PENDANT / FLOOR LAMP

BRAILLE

design matteo ugolini



Diffusore in vetro bianco satinato.
Shade in white frosted glass.



CT144 1B INT
lampada da tavolo
table lamp
cm Ø25 x h.25
1 x max 46W, E14



CT144 2B INT
lampada da tavolo
table lamp
cm Ø40 x h.38
1 x max 105W, E27

Versioni disponibili: APPLIQUE / TAVOLO /
SOSPENSIONE / PLAFONIERA
*Available versions: WALL LAMP / TABLE LAMP /
PENDANT / CEILING LAMP*



TAVOLO | TABLE LAMP

TI VEDO

design matteo ugolini



TAVOLO | TABLE LAMP

ATTENZIONE! Apparecchio artistico, tenere lontano dalla portata dei bambini.
ATTENTION! Decorative lamp, keep out of reach of children.

Struttura in ceramica bianca opaca.
Structure in matt white ceramic.



CT105 1B INT
lampada da tavolo
table lamp
cm ø 24 h. 41
2 x max 53W E27

Versioni disponibili: APPLIQUE / TAVOLO
Available versions: WALL LAMP/ TABLE LAMP

FLOOR

*Piantane
Terra*

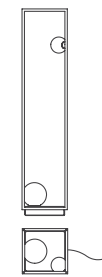
ABACHINA

design edmondo testaguzza

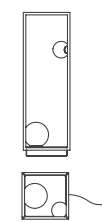


Struttura - alluminio opaco
Structure - matt aluminum
Diffusore - vetro bianco satinato
Shade - white frosted glass

HP 291 B1 INT (bianco/white)
HP 291 N1 INT (nero/black)
piantata
floor lamp
cm 22,5x22,5 h. 103
LED CC 3,2W 410 lm
+ 7,4W 958 lm
3000K



HP 291 B2 INT (bianco/white)
HP 291 N2 INT (nero/black)
piantata
floor lamp
cm 22,5x22,5 h. 70
LED CC 3,2W 410 lm
+ 7,4W 958 lm
3000K



Versioni disponibili:
APPLIQUE / PIANTANA TERRA / RICARICABILE / OUTDOOR
Available versions:
WALL LAMP / FLOOR LAMP / RECHARGEABLE / OUTDOOR



PIANTANE-TERRA | FLOOR LAMP

ACCIP

CCCHIO



Accipicchio

design matteo ugolini

La vita non è un gioco. Ma con la luce potrebbe... anzi, può diventarlo. Nasce da qui l'idea di rendere un oggetto luminoso, così minimale, dinamico e divertente.

Life is no game. But with light, it could... it can be. Hence the idea of making a light fixture so minimal, dynamic and fun.



ACCIPICCHIO
design
matteo ugolini

Struttura in vetro pirex bianco satinato e alluminio nero opaco.
Structure in frosted white glass and matt black aluminium.

HP213N2 INT (2700K)
HP213N1 INT (3000K)
piantana / floor lamp
cm 185 x 26
60W, strip led 24V
8000 lumen
IP20

AC213N3 INT
accessorio picchio
woodpecker optional



AC213N4 INT
accessorio rete tubolare
tubular netting optional



PIANTANE-TERRA | FLOOR LAMP

ALIBABIG



Alibabig

design matteo ugolini

Struttura in vetroresina.
Structure in fiberglass.



H625V-INT
piantana/applique
floor/wall lamp
cm l. 73 p. 48 h. 130
4 x max 23W E27

Versioni disponibili:
APPLIQUE / SOSPENSIONE / PIANTANA TERRA / OUTDOOR
Available versions:
WALL LAMP / PENDANT / FLOOR LAMP / OUTDOOR

ALÌ E BABÀ

design matteo ugolini



Struttura in ceramica bianca lucida e paralume in lino bianco.
Structure in glossy white ceramic and shade in white linen.



H6025CBS

piantana con fissaggio a parete
wall fixed floor lamp
cm l. 39 p. 23 h. 150
1 x max 70W E27


Versioni disponibili:
APPLIQUE / SOSPENSIONE / PIANTANA TERRA / TAVOLO
Available versions:
WALL LAMP / PENDANT / FLOOR LAMP / TABLE LAMP

BAG


design baldessari e baldessari



Struttura in ceramica lucida con texture e manico in metallo verniciato grigio.
Structure in glossy ceramic with texture and handle in grey metal.

 **HP154 BB INT** (bianca/white)
HP154 BR INT (bronzo/bronze)
lampada da terra / floor lamp
cm 32 x 35 h. 31
1 x max 15W LED E27*

Struttura in ceramica liscia lucida e manico in metallo verniciato grigio.
Structure in smooth glossy ceramic and handle in grey metal.

 **HP154 AB INT** (bianca/white)
HP154 AR INT (bronzo/bronze)
lampada da terra / floor lamp
cm 32 x 35 h. 31
1 x max 15W LED E27*

*si consiglia l'utilizzo di lampadina bianco latte
**white milk bulb is recommended*

Versioni disponibili: TAVOLO / SOSPENSIONE / PIANTANA TERRA
Available versions: TABLE LAMP / PENDANT / FLOOR LAMP

BLACK OUT

design matteo ugolini

Struttura in metallo verniciato bianco e paralume in filamento di vetroresina.
Structure in white painted metal and shade in fiberglass.

HP101 2B INT (bianco/white)
HP101 2N INT (nera opaca/matt black)
piantana / floor lamp
cm b. 60 h. 180
3 x max 52W E27

portacandele in ceramica
ceramic candle-holder

AC101 1B INT (bianco/white)
AC101 1N INT (nero/black)

Versioni disponibili: SOSPENSIONE / PIANTANA
Available versions: PENDANT / FLOOR LAMP



C E



L L

Cell

design matteo ugolini

Oltre duemila anni fa in Cina prendevano il volo le prime lanterne nel cielo. Cell ne ricalca la struttura e lo spirito, serrando l'aria con un sottile filo metallico.

Over two thousand years ago in China, the very first lanterns took to the sky. Cell emulates their structure and their spirit, tying the air tight with a thin metal wire.



CELL
design
matteo ugolini

Struttura in filo metallico, paralume in lino bianco.
Structure in metallic thread, shade in white linen.



M614B (bianco/white)
CT614 CM INT (bronzo/bronze)
lampada da terra / floor lamp
cm ø 36 h. 58
1 x max 52W E27



M615B (bianco/white)
HP615 DM INT (bronzo/bronze)
lampada da terra / floor lamp
cm ø 55 h. 88
1 x max 52W E27



M612B (bianco/white)
CT612 AM INT (bronzo/bronze)
lampada da terra / floor lamp
cm ø 57 h. 62
1 x max 52W E27



M613B (bianco/white)
HP613 BM INT (bronzo/bronze)
lampada da terra / floor lamp
cm ø 84 h. 89
1 x max 70W E27

Versioni disponibili: SOSPENSIONE / PIANTANA TERRA / OUTDOOR
Available versions: PENDANT / FLOOR LAMP / OUTDOOR



PIANTANE-TERRA | FLOOR LAMP

CUPIDO

design matteo ugolini



Struttura in alluminio nero opaco.
Structure in matt black aluminium.

HP194 B3 INT
lampada cielo terra
hanging-floor lamp
cm Ø8
strip LED 28W
3100 lumen
bianco dinamico con app
tunable white by app
2700-5000K CRI ≥ 90



Accessorio per piantana in
cotone antracite.
Optional for floor lamp in
charcoal cotton.

AC184 BB INT
(stampato / printed)
cm Ø23 h. 24



AC184 BC INT
(non stampato / not printed)
cm Ø23 h. 24



Versioni disponibili:
SOSPENSIONE / CIELO-TERRA
Available versions:
PENDANT / CEILING FLOOR LAMP



PIANTANE-TERRA | FLOOR LAMP

DON'T TOUCH

design matteo ugolini

Dare all'oggetto non solo la funzione di illuminare,
ma anche il potere di trasmettere a chi lo guarda una voglia
irresistibile di sfiorarlo.

*Not only give the object the function of illuminating,
but also the power to transmit to those who look at it
an irresistible desire to touch it.*



Struttura in tecnopolimero grigio opaco,
bacchette in PVC bianco opaco.
*Structure in matt grey techno-polymer,
sticks in matt white PVC.*



HP153 AB INT (3000K)
HP153 BB INT (2700K)
lampada da terra / floor lamp
cm Ø42 x h 108
LED module 1x29W, 2600 lm
CRI ≥ 80

Versioni disponibili: PIANTANA TERRA / OUTDOOR
Available versions: FLOOR LAMP / OUTDOOR



FIREMAN

design design marc sadler

FIREMAN

design
marc sadler

Struttura in alluminio nero opaco.
Structure in matt black aluminum.



HP268 1N INT (3000K)
HP268 2N INT (2700K)
piantana / floor lamp
cm 34 x 35 x h 215 (max h 325)

led Ø 8 16,8W 1980 lumen
led Ø 5 8,4W 900 lumen

dimmerabile tramite app
dimnable by app



TOBIA

design matteo ugolini



Struttura in tecnopolimero bianco.
Structure in white techno-polymer.



HP145 1F INT
piantana
floor lamp
cm b.31 p.8 h.165
13W LED, 1430 lumen
3000K



HP145 2P INT
piantana
floor lamp
cm b.31 p.8 h.165
13W LED, 1430 lumen
3000K



HP145 3R INT
piantana
floor lamp
cm b.46 p.12 h.165
13W LED, 1430 lumen
3000K

Versioni disponibili: PIANTANA TERRA / OUTDOOR
Available versions: FLOOR LAMP / OUTDOOR

ULULÌ E ULULÀ

design matteo ugolini

Struttura in vetroresina con inserti in pizzo.
Structure in fiberglass with lace inserts.



M648PB (ULULÌ)
lampada da terra
floor lamp
cm ø 45
1 x max 70W E27



M649GB (ULULÀ)
lampada da terra
floor lamp
cm ø 75
1 x max 105W E27

Versioni disponibili: SOSPENSIONE / PIANTANA TERRA / OUTDOOR
Available versions: PENDANT / FLOOR LAMP / OUTDOOR

PIANTANE-TERRA | FLOOR LAMP

XANA

design edmondo testaguzza

Struttura in alluminio bianco opaco.
Structure in matt white aluminum.

HP260 7B EXT (73 cm)
HP260 8B EXT (96 cm)
HP260 9B EXT (130 cm)
piantana / floor lamp

picchetto / stake included / h18
led 7.4W 958 lumen 3000K
IP65



Versioni disponibili: OUTDOOR
Available versions: OUTDOOR



SYYS

TEEMS

Sistemi

LEDA

design debonademeo





LEDA
design
debonademeo

Struttura - alluminio opaco
Structure - matt aluminum
Diffusore - silicone bianco opaco
Shade - matt white silicone

SE 293ENINT (nero/black)
SE 293EOINT (bronzo/bronze)
sospensione
pendant
3000K



LEDA
design
debonademeo

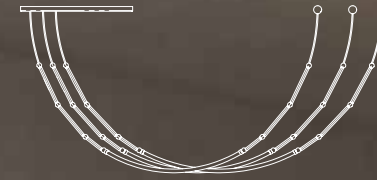




LEDA
design
debonademeo

Struttura - alluminio opaco
Structure - matt aluminum
Diffusore - silicone bianco opaco
Shade - matt white silicone

SE293CNINT (nero/black)
SE293COINT (bronzo/bronze)
sospensione
pendant
3000K



LEDA
design
debonademeo

Struttura - alluminio opaco
Structure - matt aluminum
Diffusore - silicone bianco opaco
Shade - matt white silicone

SE293DNINT (nero/black)
SE293DOINT (bronzo/bronze)
sospensione
pendant
3000K



LEDA
design
debonademeo

Struttura - alluminio opaco
Structure - matt aluminum
Diffusore - silicone bianco opaco
Shade - matt white silicone

SE293 AN INT (nero/black)
SE293 AO INT (bronzo/bronze)
sospensione
pendant
cm 100 x 300 (max) Ø 2,3
LED 24V, 14,4W, 922 lm,
3000K



LEDA

design
debonademeo

Struttura - alluminio opaco
Structure - matt aluminum
Diffusore - silicone bianco opaco
Shade - matt white silicone

HP293AN INT (nero/black)
HP293AO INT (bronzo/bronze)
cielo-terra
hanging floor lamp
cm 100 x 300 (max) Ø 2,3
LED 24V, 14,4W, 922 lm,
3000K



STANT



Stant

design edmondo testaguzza

Barre portanti richiamano strutture ingegneristiche del passato. Strutture modulari elettrificate permettono l'inserimento di corpi illuminanti in quantità e disposizione libera, senza l'utilizzo di cavi elettrici di alimentazione. Massima libertà espressiva.

Support beams mimics industrial structures of the past. Modular electronic constructions make way for illuminated components, which can be freely installed and arranged, Allowing for maximum freedom of expression.

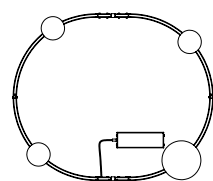
STANT
design
edmondo testaguzza





Struttura in alluminio opaco e sfere in vetro satinato bianco.
 Structure in matt aluminum and spheres in white frosted glass.

SE264BBINT (nero/black)
SE264EEINT (bianco/white)
 sospensione / pendant
 cm Ø103 x 86 x h 200
 led 3 x 2.4W 304 lumen
 led 1 x 8.4W 907 lumen
 3000K



STANT
 design
 edmondo testaguzza



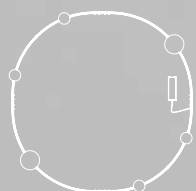
STANT

design
edmondo testaguzza



Struttura in alluminio opaco e sfere in vetro satinato bianco.
Structure in matt aluminum and spheres in white frosted glass.

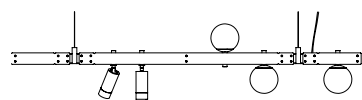
SE264CCINT (nero/black)
SE264FFINT (bianco/white)
sospensione / pendant
cm Ø189 x h 200 cm
led 4 x 2.4W 304 lumen
led 2 x 8.4W 907 lumen
3000K





Struttura e faretto in alluminio opaco e sfere in vetro satinato bianco.
 Structure and spotlights in matt aluminum and spheres in white frosted glass.

SE264DDINT (bianco/white)
SE264AAINT (nero/black)
 sospensione / pendant
 cm 149 x h max 200
 led 3 x 2.4W 304 lumen
 led 2 x 8.4W 907 lumen
 3000K




STANT
 design
 edmondo testaguzza




STANT
design
edmondo testaguzza



Possibilità di realizzare composizioni custom, a sospensione o plafoniera.
Available as pendant or ceiling lamp.



STANT
design
edmondo testaguzza





STANT
design
edmondo testaguzza



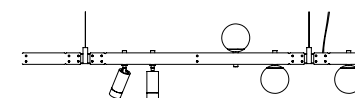


STANT
 design
 edmondo testaguzza




Struttura e faretto in alluminio opaco e sfere in vetro satinato bianco.
 Structure and spotlights in matt aluminum and spheres in white frosted glass.

SE264DDINT (bianco/white)
SE264AAINT (nero/black)
 sospensione / pendant
 cm 149 x h 200
 led 3 x 2.4W 304 lumen
 led 2 x 8.4W 907 lumen
 3000K



STANT
design
edmondo testaguzza



Struttura e faretto in alluminio opaco e sfere in vetro satinato bianco.
Structure and spotlights in matt aluminum and spheres in white frosted glass.

SE264 DD INT (bianco/white)

SE264 AA INT (nero/black)

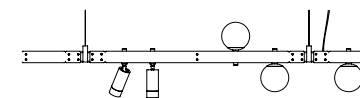
sospensione / pendant

cm 149 x h max 200

led 3 x 2.4W 304 lumen

led 2 x 8.4W 907 lumen

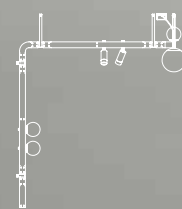
3000K



STANT
design
edmondo testaguzza



Struttura e faretto in alluminio opaco e sfere
in vetro satinato bianco.
*Structure and spotlights in matt aluminum
and spheres in white frosted glass.*



AP264GGINT (nero/black)
AP264HHINT (bianco/white)
applique / wall lamp
cm 135 x h 165
led 3 x 2,4W 304 lumen
led 3 x 8,4W 907 lumen



FILOMENA


design matteo ugolini

La stanza come un foglio bianco, i cavi come i segni di una matita e i coni come un evidenziatore di tutti i colori e gli oggetti che ci circondano.

Rooms are blank slates, cables are pencil marks, and cones highlight the colours and objects that surround us.







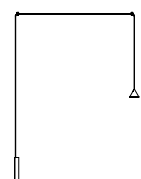
FILOMENA
design
matteo ugolini

FILOMENA

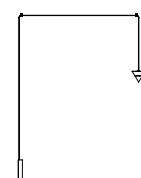
design
matteo ugolini

Struttura in alluminio nero opaco.
Structure in matt black aluminum.

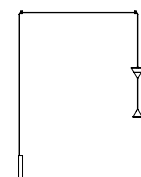
AP2702NINT (3000K)
AP2701NINT (2700K)
applique
wall lamp
cono / cone cm Ø8
led 8.4W 907 lumen
CRI≥90



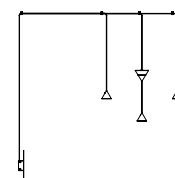
AP2704NINT (3000K)
AP2703NINT (2700K)
applique
wall lamp
cono / cone cm Ø11
led 16.8W 1821 lumen
CRI≥90



AP2706NINT (3000K)
AP2705NINT (2700K)
applique
wall lamp
cono / cone cm Ø8 + Ø11
led 16.8W 1821 lumen
led 8.4W 907 lumen
CRI≥90



AP270BNINT (3000K)
AP270ANINT (2700K)
cluster applique
cluster wall lamp







FILOMENA

design
matteo ugolini

Struttura in alluminio nero opaco.
Structure in matt black aluminum.

SE2702NINT (3000K)
SE2701NINT (2700K)
sospensione / pendant
cono / cone cm Ø8 x h 200
led 8.4W 907 lumen
CRI≥90

SE2704NINT (3000K)
SE2703NINT (2700K)
sospensione / pendant
cono / cone cm Ø11 x h 200
led 16.8W 1821 lumen
CRI≥90


SE2706NINT (3000K)
SE2705NINT (2700K)
sospensione / pendant
cono / cone
cm Ø8 + Ø11 x h 200
led 16.8W 1821 lumen
led 8.4W 907 lumen
CRI≥90

SE270BNINT (3000K)
SE270ANINT (2700K)
sospensione
pendant
cm Ø40

SE270DNINT (3000K)
SE270CNINT (2700K)
sospensione
pendant
cm Ø70



FILOMENA
design
matteo ugolini



FILOMENA

design
matteo ugolini

Struttura in alluminio nero opaco.
Structure in matt black aluminum.



HP2702NINT (3000K)
HP2701NINT (2700K)
lampada cielo-terra
hanging-floor lamp
cono / cone cm Ø8
led 8.4W 907 lumen
CRI≥90



HP2704NINT (3000K)
HP2703NINT (2700K)
lampada cielo-terra
hanging-floor lamp
cono / cone cm Ø11
led 16.8W 1821 lumen
CRI≥90



HP2706NINT (3000K)
HP2705NINT (2700K)
lampada cielo-terra
hanging-floor lamp
cono / cone cm Ø8 + Ø11
led 16.8W 1821 lumen
led 8.4W 907 lumen
CRI≥90



FILOMENA

design
matteo ugolini



OUTDOOR

TDOOROU

OUTDOOR

TDOOROU

ABACHINA

design edmondo testaguzza

Piccole sfere di vetro soffiato, ancorate alla struttura metallica a parallelepipedo, rimandano ad un'attività ludica e allo scorrere delle palline sul pallottoliere.

Little spheres of blown glass, secured to a rectangular metal frame, a reference to games, reminiscent of beads sliding along an abacus.



ABACHINA

design
edmondo testaguzza

Struttura - alluminio opaco
Structure- matt aluminum
Diffusore - vetro bianco satinato
Shade - white frosted glass

HP291 N1 EXT (nero /black)

HP291 B1 EXT (bianco /white)

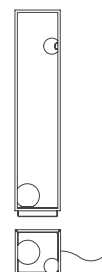
piantana/floor lamp

cm 22,5x22,5 h. 103

LED CC 3,2W 410 lm

+ 7,4W 958 lm, 3000K

IP65



HP291 N2 EXT (nero /black)

HP 291 B2 EXT (bianco /white)

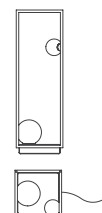
piantana/floor lamp

cm 22,5x22,5 h. 70

LED CC 3,2W 410 lm

+ 7,4W 958 lm, 3000K

IP65



HP291 N3 INT (nero/black)

HP291 B3 INT (bianco/white)

piantana / floor lamp

cm 22,5x22,5 h. 103

LED CC 2,6W 360 lm,

rechargeable batteries 5V

3000K



HP 291 N4 INT (nero/black)

HP 291 B4 INT (bianco/white)

piantana / floor lamp

cm 22,5x22,5 h. 70

LED CC 2,6W 360 lm,

rechargeable batteries 5V

3000K



Accessorio - vassoio

Optional - tray

AC 291 N1 EXT (nero/black)

AC 291 B1 EXT (bianco/white)

Versioni disponibili:
APPLIQUE / PIANTANA TERRA / INDOOR

Available versions:
WALL LAMP / FLOOR LAMP / INDOOR

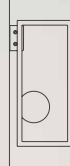


ABACHINA

design
edmondo testaguzza

Struttura - alluminio opaco
Structure - matt aluminum
Diffusore - vetro bianco satinato
Shade - white frosted glass

AP291 N1 EXT (nero/black)
AP291 B1 EXT (bianco/white)
applique
wall lamp
cm 14x16 h. 32
LED CC 3,2W 410 lm
3000K
IP44





AGUA

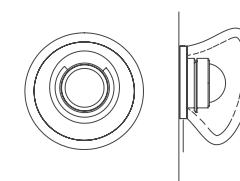
design matteo ugolini - edmondo testaguzza



Struttura in alluminio nero opaco
Structure in matt black aluminum
Diffusore in vetro
Shade in glass

AP290 T1 EXT (trasparente/transparent)
AP290 S1 EXT (acidato/frosted)

applique
wall lamp
cm 13 x 9
LED CC 350mA,
3,2W, 410 lm 3000K
IP44



Versioni disponibili:
APPLIQUE / TAVOLO / INDOOR

Available versions:
WALL LAMP / FLOOR LAMP / INDOOR

ALIBABIG

design matteo ugolini



Struttura in vetroresina
Structure in fiberglass.



SE616V-EXT
sospensione
pendant
cm ø 50 h. 110
2 x max 23W E27
IP65

Versioni disponibili: APPLIQUE / SOSPENSIONE /
PIANTANA TERRA / INDOOR
Available versions: WALL LAMP / PENDANT /
FLOOR LAMP / INDOOR

ALIBABIG

design
matteo ugolini



Struttura in vetroresina.
Structure in fiberglass.



SE617V-EXT
sospensione
pendant
cm ø 40 h. 110
2 x max 23W E27
IP65

Versioni disponibili: APPLIQUE / SOSPENSIONE /
PIANTANA TERRA / INDOOR
Available versions: WALL LAMP / PENDANT /
FLOOR LAMP / INDOOR

ALIBABIG

design
matteo ugolini

Struttura in vetroresina.
Structure in fiberglass

H625V-EXT
piantana/applique
floor/wall lamp
cm 73x48 h. 130
4 x max 23W E27
IP65



Versioni disponibili: APPLIQUE / SOSPENSIONE /
PIANTANA TERRA / INDOOR
Available versions: WALL LAMP / PENDANT /
FLOOR LAMP / INDOOR



BLACK OUT

design matteo ugolini

Struttura in filamento di vetroresina.
Structure in fiberglass.

SE101 1B EXT (bianco/white)
SE1011N EXT (nera opaca/matt black)
sospensione / pendant
cm ø 35 h. 40
1 x max 23W E27
IP65

SE101 2B EXT (bianco/white)
SE1012N EXT (nera opaca/matt black)
sospensione / pendant
cm ø 50 h. 60
1 x max 23W E27
IP65

HP101 2B EXT (bianco/white)
HP1012N EXT (nera opaca/matt black)
piantana / floor lamp
cm 60x180 ø 50
1 x max 23W E27
IP65

Versioni disponibili: SOSPENSIONE / PIANTANA TERRA / INDOOR
Available versions: PENDANT / FLOOR LAMP / INDOOR

CELL

design matteo ugolini



Struttura in acciaio inox, paralume in metacrilato (PMMA) bianco.
Structure in stainless steel, shade in white methacrylate (PMMA).



M615-EXT (bianco/white)
HP615 DM EXT (bronzo/bronze)
lampada da terra / floor lamp
cm ø 55 h. 88
1 x max 23W E27
IP65



M612-EXT (bianco/white)
CT612 AM EXT (bronzo/bronze)
lampada da terra / floor lamp
cm ø 57 h. 62
1 x max 23W E27
IP65



M613-EXT (bianco/white)
HP613 BM EXT (bronzo/bronze)
lampada da terra / floor lamp
cm ø 84 h. 89
1 x max 23W E27
IP65

Versioni disponibili:
SOSPENSIONE / PIANTANA TERRA / INDOOR
Available versions:
PENDANT / FLOOR LAMP / INDOOR

CELL

design
matteo ugolini

Struttura in acciaio inox, paralume in metacrilato (PMMA) bianco.
Structure in stainless steel, shade in white methacrylate (PMMA).



SE615-EXT (bianco/white)
SE615 DM EXT (bronzo/bronze)
sospensione / pendant
cm ø 55 h. 88
1 x max 23W E27
IP65



SE612-EXT (bianco/white)
SE612 AM EXT (bronzo/bronze)
sospensione / pendant
cm ø 57 h. 59
1 x max 23W E27
IP65




SE613-EXT (bianco/white)
SE613 BM EXT (bronzo/bronze)
sospensione / pendant
cm ø 84 h. 87
1 x max 23W E27
IP65

Versioni disponibili:
SOSPENSIONE / PIANTANA TERRA / INDOOR
Available versions:
PENDANT / FLOOR LAMP / INDOOR

DON'T TOUCH

design matteo ugolini

Struttura in tecnopolimero grigio opaco,
bacchette in PVC bianco opaco.
*Structure in matt grey techno-polymer, sticks in
matt white PVC.*



HP153 AB EXT (3000K)
HP153 BB EXT (2700K)
lampada da terra / floor lamp
Ø42 x h 108 cm
LED module 1x29W, 2600 lm
CRI ≥ 80 - IP67


Versioni disponibili: PIANTANA TERRA / INDOOR
Available versions: FLOOR LAMP / INDOOR

DON'T TOUCH

design
matteo ugolini



Struttura in tecnopolimero grigio opaco,
bacchette in PVC bianco opaco.
*Structure in matt grey techno-polymer, sticks in
matt white PVC.*



HP153 AB EXT (3000K)
HP153 BB EXT (2700K)
lampada da terra / floor lamp
Ø42 x h 108 cm
LED module 1x29W, 2600 lm
CRI ≥ 80 - IP67


Versioni disponibili: PIANTANA TERRA / INDOOR
Available versions: FLOOR LAMP / INDOOR


GINGER


design edmondo testaguzza





Struttura in vetro trasparente.
Structure in clear glass.


 **SE116 2A EXT**
(paglierino/pale yellow)
SE116 2F EXT (fumé/smoked)
sospensione / pendant
cm ø 27 h. 26
1 x max 52W E27
IP44

 **SE116 1A EXT**
(paglierino/pale yellow)
SE116 1F EXT (fumé/smoked)
sospensione / pendant
cm ø 30 h. 20
1 x max 52W E27
IP44

 **SE116 3A EXT**
(paglierino/pale yellow)
SE116 3F EXT (fumé/smoked)
sospensione / pendant
cm ø 30 h. 37
1 x max 52W E27
IP44

 **SE116 5A EXT**
(paglierino/pale yellow)
SE116 5F EXT (fumé/smoked)
sospensione / pendant
cm ø 27 h. 26
1 x max 52W E27
IP44

 **SE116 4A EXT**
(paglierino/pale yellow)
SE116 4F EXT (fumé/smoked)
sospensione / pendant
cm ø 30 h. 20
1 x max 52W E27
IP44

 **SE116 6A EXT**
(paglierino/pale yellow)
SE116 6F EXT (fumé/smoked)
sospensione / pendant
cm ø 30 h. 37
1 x max 52W E27
IP44

Versioni disponibili: SOSPENSIONE / INDOOR
Available versions: PENDANT / INDOOR




Project: Arch. François Vieillecroze
Interior design: Jeanne Vieillecroze
Ph.: Wilfried Hamel-Raison (Luxury Vision Production)


GONZAGA

design debonademeo & matteo ugolini


Struttura in alluminio.
Structure in aluminium.




SE185 GD EXT (bianco/white)
SE185 GC EXT (nero/black)
SE185 DD EXT (ottone/brass)
sospensione / pendant
cm Ø42 h 8
LED 13W 1200 lumen
2700K CRI ≥ 80
IP65



SE185 FD EXT (bianco/white)
SE185 FC EXT (nero/black)
SE185 DC EXT (ottone/brass)
sospensione / pendant
cm Ø42 h 8
LED 13W 1200 lumen
3000K CRI ≥ 80
IP65



SE185 ED EXT (bianco/white)
SE185 EC EXT (nero/black)
SE185 CD EXT (ottone/brass)
sospensione / pendant
cm Ø59 h 8
LED 13W 1200 lumen
2700K CRI ≥ 80
IP65




SE185 BD EXT (bianco/white)
SE185 BC EXT (nero/black)
SE185 CC EXT (ottone/brass)
sospensione / pendant
cm Ø59 h 8
LED 13W 1200 lumen
3000K CRI ≥ 80
IP65

Versioni disponibili: SOSPENSIONE / INDOOR
Available versions: PENDANT / INDOOR

KIMONO

design matteo ugolini



Struttura in vetroresina bianco.
Structure in white fiberglass.

 **SE636V-EXT**
sospensione
pendant
cm ø 40 h. 85
1 x max 23W E27
IP65

Versioni disponibili: SOSPENSIONE / INDOOR
Available versions: PENDANT / INDOOR



KIMONO

design matteo ugolini

Struttura in vetroresina bianco.
Structure in white fiberglass.



SE635V-EXT

sospensione

pendant

cm ø 50 h. 70

1 x max 23W E27

IP65

Versioni disponibili: SOSPENSIONE / INDOOR
Available versions: PENDANT / INDOOR


Struttura - alluminio opaco
Structure - matt aluminum
Diffusore - silicone bianco opaco
Shade - matt white silicone

SE293 BN EXT (nero/black)
SE293 BO EXT (bronzo/bronze)
sospensione / pendant
cm 100x300 (max) Ø 2,3
LED 24V, 14,4W, 922 lm,
3000K
IP65

Versioni disponibili: SISTEMA / INDOOR
Available versions: SISTEMA / INDOOR

LEDA

design debonademeo



LEDA
design
debonademeo

Struttura - alluminio opaco
Structure - matt aluminum
Diffusore - silicone bianco opaco
Shade - matt white silicone

SE293 N1 EXT (nero/black)
SE293 O1 EXT (bronzo/bronze)
sospensione
pendant
cm 100x300 (max) Ø 2,3
LED 24V, 14,4W, 922 lm,
3000K
IP65

OUTDOOR

MOBY DICK

design matteo ugolini

Struttura in vetroresina, finitura esterna liscia, interna naturale.
Structure in fiberglass, smooth outer finishing, rough inner finishing.



SE646P-EXT

sospensione
pendant
cm 90x30 h. 30
1 x max 20W E27
IP44



SE647G-EXT


sospensione
pendant
cm 150x55 h. 55
1 x max 20W E27
IP44

Versioni disponibili:
APPLIQUE / SOSPENSIONE / INDOOR
Available versions:
WALL LAMP / PENDANT / INDOOR

MOVIDA

design matteo ugolini &
edmondo testaguzza

Struttura in alluminio bianco opaco.
Structure in matt white aluminum.



AP262 BC EXT (3000K)
AP262 BE EXT (2700K)
applique / wall lamp
cm Ø5,5 x 9,8 x h 14,5
led 2 x 3,2W 410 lumen
CRI≥90
IP55

Struttura in alluminio nero opaco.
Structure in matt black aluminum.



AP262 NR EXT (3000K)
AP262 NP EXT (2700K)
applique / wall lamp
cm Ø5,5 x 9,8 x h 14,5
led 2 x 3,2W 410 lumen
CRI≥90
IP55

Accessorio disco deflettore.
Deflector plate optional.



AC262 BN EXT
(alluminio bianco /
white aluminum)

Versioni disponibili: INDOOR
Available versions: INDOOR



N I



L O

Nilo

design matteo ugolini

Un caldo pomeriggio di mezza estate, Sassocorvaro uno dei tanti magici borghi italiani e il suo fiume. Risveglio di rumori, profumi, grida felici e di quelle spensierate giornate passate con gli amici a giocare tra lo scorrere dell'acqua e quelle buffe e tanto decorative piante acquatiche.

A warm mid-summer afternoon in Sassocorvaro – one of the many magical Italian villages – and its river. The awakening of sounds, scents, happy shouts and carefree days spent playing with friends, between the running water and those funny ornamental water plants.



NILO
design
matteo ugolini

Struttura in alluminio nero opaco e diffusore in resina bianco opaco.
Structure in matt black aluminium and shade in matt white resin.

HP211DN EXT (118 cm)
HP211EN EXT (150 cm)
HP211FN EXT (220 cm)
piantana / floor lamp
3,2W 2700K
410 lumen, 350mA



picchetto / stake included 35 cm
IP65


Struttura in alluminio nero opaco e diffusore in resina bianco opaco.
Structure in matt black aluminium and shade in matt white resin.

HP211AN EXT (118 cm)
HP211BN EXT (150 cm)
HP211CN EXT (220 cm)
piantana / floor lamp
3,2W 2700K
410 lumen, 350mA



attacco a terra
ground fastening accessory
IP65

Versioni disponibili:
APPLIQUE / PIANTANA TERRA / INDOOR
Available versions:
WALL LAMP / FLOOR LAMP / INDOOR



NILO
design
matteo ugolini



Struttura in alluminio nero opaco
e diffusore in resina bianco opaco.
Structure in matt black aluminium
and shade in matt white resin.



AP211PN EXT
applique / wall lamp
cm 64 x 9
3,2W 2700K
410 lumen, 350mA
IP44



PLANCTON

design matteo ugolini

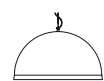


Struttura in vetroresina con bordi sfrangiati.
Structure in fiberglass with unfinished borders.

Versioni disponibili: SOSPENSIONE / INDOOR
Available versions: PENDANT / INDOOR



SE648/IPB-EXT
sospensione / pendant
cm ø 45 h. 25
1 x max 20W E27
IP44



SE649/IGB-EXT
sospensione / pendant
cm ø 75 h. 40
1 x max 20W E27
IP44



POIS

design matteo ugolini

Struttura - alluminio nero opaco
Structure - matt black aluminum
Diffusore - resina bianca
Shade - white resin

HP292 AN EXT

piantana
floor lamp
cm h. 93
LED 3.2w, 410 lm,
3000K
IP65



HP292 BN EXT

piantana
floor lamp
cm h. 118
LED 3.2w, 410 lm,
3000K
IP65



HP292 CN EXT

piantana
floor lamp
cm h. 158
LED 3.2w, 410 lm,
3000K
IP65





POIS
design
matteo ugolini

Struttura - alluminio nero opaco
Structure - matt black aluminum
Diffusore - resina bianca
Shade - white resin

HP292 AN EXT
piantana
floor lamp
cm h. 93
LED 3.2w, 410 lm,
3000K
IP65



HP292 BN EXT
piantana
floor lamp
cm h. 118
LED 3.2w, 410 lm,
3000K
IP65



HP292 CN EXT
piantana
floor lamp
cm h. 158
LED 3.2w, 410 lm,
3000K
IP65



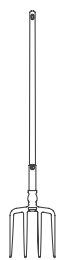
TOBIA

design matteo ugolini



Struttura in tecnopolimero bianco.
Structure in white techno-polymer.

Versioni disponibili: PIANTANA TERRA / INDOOR
Available versions: FLOOR LAMP / INDOOR



HP145 1F EXT
piantana
floor lamp
cm b.36 x p.8 x h.165
13W LED, 1430 lumen
3000K - IP65



HP145 2P EXT
piantana
floor lamp
cm b.36 x p.8 x h.165
13W LED, 1430 lumen
3000K - IP65



HP145 3R EXT
piantana
floor lamp
cm b.46 x p.12 x h.165
13W LED, 1430 lumen
3000K - IP65



ULULÌ ULULÀ

design matteo ugolini



Struttura in vetroresina con inserti in pizzo.
Structure in fiberglass with lace inserts.




M648PB-EXT (ULULÌ)
lampada da terra / floor lamp
cm ø 45
1 x max 70W E27 - IP65



M649GB-EXT (ULULÀ)
lampada da terra / floor lamp
cm ø 75
1 x max 105W E27 - IP65



Struttura in vetroresina con inserti in pizzo.
Structure in fiberglass with lace inserts.



SE648PB-EXT (ULULÌ)
sospensione / pendant
cm ø 45
1 x max 70W E27 - IP65



SE649GB-EXT (ULULÀ)
sospensione / pendant
cm ø 75
1 x max 105W E27 - IP65

Versioni disponibili: SOSPENSIONE / PIANTANA TERRA / INDOOR
Available versions: PENDANT / FLOOR LAMP / INDOOR

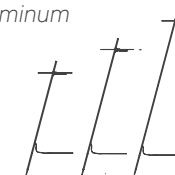
XANA

design edmondo testaguzza



Struttura in alluminio verde opaco
Structure in matt green aluminum

- HP260 1V EXT** (73 cm)
 - HP260 2V EXT** (96 cm)
 - HP260 3V EXT** (130 cm)
- piantana / floor lamp



picchetto / stake included h33 cm
led 7.4W 958 lumen 3000K
IP65

Concept: matteo ugolini / adv media lab
Photo: factory snc / oddo boni / studio leon
Image: eido visual / matteo avaltroni
Layout: adv media lab
Print: arti grafiche stibu





© **KARMAN** 2023

Fossombrone PU - Italy
phone +39 0721 715042 r.a.
www.karmanitalia.it

